

2020-21 (Criterion 4.1.4)

Amount of expenditure incurred, excluding salary, for infrastructure development and augmentation (INR in lakhs)	Total Expenditure excluding Salary (INR in lakhs)	Percentage per year
73321.21	76438.50	95.92

Summary- 2020-21 (Criterion 4.1.4)

	Items	Amount	Page number
Add	Expenditure	10456509374.19	8
Add	Assets expenditure Annexure IA	3388983161.00	27
Add	Assets expenditure Annexure IB	32804.00	28
Minus	Salary	5774459436	3
Minus	Repairs & Maintenance Building	79773173	4
Minus	Repairs & Maintenance Others	19663	4
Minus	Repairs & Maintenance incurred	70140501	4
Minus	Annual Maintenance Charges	125983468	4
Minus	Student activity expenses	31413289	4
Minus	RALC Workshop	365405	5
Minus	Wages Contract	6173871.33	5
Minus	Urology Research & Academic Development Fund	481541	5
Minus	Paramedical expenses	13336431.09	5
Minus	Salary to Staff (Research Cell)	4818259	6
Minus	Salary (Community Eye Bank)	2199295	7
Minus	Surplus transferred to balance sheet	404245261.03	8

Compiled from the final accounts of King George's Medical University produced before us.



KING GEORGE'S MEDICAL UNIVERSITY, UTTAR PRADESH

LUCKNOW

CRITERION-

BALANCE SHEET AS AT 31st MARCH 2021

4.1.4

①

PREVIOUS YEAR (RS.)	LIABILITIES	AMOUNTS(RS.)	AMOUNTS(RS.)
18,293,970,378.87	CAPITAL FUND		18,736,162,411.87
	Opening Balance as on 01-04-2020	18,293,970,378.87	
	Uttar Pradesh Power Corporation Ltd.	14,319,234.00	
	Plan Grant Received from UP State Government	995,262,940.00	
		<u>19,303,552,552.87</u>	
	Less Fund Transferred to I & E A/c to the extent of depreciation charged on assets procured out of		
	Capital Grants	404,819,433.00	
	Less Refund of Capital Grant to State Government	<u>162,570,708.00</u>	
			20,039,918.00
	CORPUS FUND		
1,059,199.00	FCRA	1,089,917.00	
17,415,000.00	MEDAL	18,650,001.00	
300,000.00	PARAMEDICAL A/C	<u>300,000.00</u>	
			(443,969,743.87)
(848,215,004.90)	GENERAL FUND		
	Opening Balance as on 01-04-2020	(848,215,004.90)	
	Add : Surplus for the year	<u>404,245,261.03</u>	
			536,933,744.49
	CURRENT LIABILITIES		
52,812,440.00	Caution Money Payable	58,571,440.00	
49,792,653.49	Other Liabilities	58,908,767.49	
363,203,937.00	Prime Minister & Chief Minister Fund	419,308,996.00	
144,541.00	Security Deposit	<u>144,541.00</u>	
			353,463,861.95
	RESEARCH CELL		
224,546,122.53	RESEARCH SCHEME	241,045,043.44	
2,990,675.00	MD PHD ICMR PROGRAMME	4,289,362.00	
98,980,402.83	FCRA RESEARCH SCHEME	<u>108,129,456.51</u>	
			71,517,986.00
29,073,390.00	KGMU HOSPITAL REVOLVING FUND		
			19,274,148,178.44
18,286,073,734.82			

Annexed to our compilation report of even date.
for Madhur Jain & Co.
Chartered Accountants

Place : Lucknow
Dated: 12.10.2021

(Madhur Jain)
Partner

(Priyanka Dwivedi)
F & A/C Officer

(Kamlesh Kumar)
Finance Officer

(Lt. Gen. (Dr.) Bipin Puri)
Vice Chancellor

वित्त एवं लेखाधिकारी
किंग जॉर्ज चिकित्सा विश्वविद्यालय, उ०प्र०

Criterion 4.1.4
Expenditure for infrastructure
calculated as => all yellow highlighted data
minus
all pink highlighted data

KING GEORGE'S MEDICAL UNIVERSITY, UTTAR PRADESH
LUCKNOW

3

INCOME AND EXPENDITURE ACCOUNT FOR THE YEAR ENDED ON 31st MARCH 2021

PREVIOUS YEAR (RS.)	EXPENDITURE	AMOUNTS(RS.)	AMOUNTS(RS.)
6,370,572,401.00	TO SALARY		5,774,459,436.00
	Basic, Grade Pay, CCA & Dearness etc. Allowance	3,457,021,554.00	
	House Rent Allowance	333,681,242.00	
	Non Practising Allowance	324,394,632.00	
	Academic Allowance	111,062,598.00	
	Telephone Allowance	4,182,740.00	
	Travelling and Conveyance Allowance	26,725,160.00	
	Proctorial Allowance	229,000.00	
	Nursing Allowance	22,783,288.00	
	Uniform Allowance	5,645,556.00	
	CPF Employer Contribution	185,935,289.00	
	Patient Care	104,926,159.00	
	Transporation Allowance	254,419,952.00	
	Conference Expenses	18,779,259.00	
	LRA & Tution Fee etc	136,856,584.00	
	Other Allowance	744,517.00	
	Leave Travel Allowance (LTC & HTC)	3,242,926.00	
	Thesis Fee	1,755,000.00	
	Briefcase Allowance	1,644,462.00	
	Newspaper & Special Pay allowance	5,965,454.00	
	Wages(Contract)	774,464,064.00	
	TO ADMINISTRATIVE EXPENSES		8,627,917.00
707,774.86	Telephone Expenses	895,160.00	
7,057,933.00	Travelling & Conveyance	718,438.00	
5,884,491.00	Vehicle Maintenance & POL	6,058,147.00	
1,077,240.00	Convocation Expenses	956,172.00	
	TO ELECTRICITY & WATER EXPENSES		432,344,261.00
445,562,681.00	Electricity Charges	359,281,957.00	
5,313,270.00	Generator Operating Expenses	3,854,529.00	
8,621,987.00	Water Tax	69,207,775.00	
	TO HOSPITAL SERVICES EXPENSES		1,859,188,587.91
817,158,184.62	Medicine & Consumables Consumed:		
	Opening Stock as on 01.04.2020	58,002,715.30	
	Add Procured during the year	1,421,669,036.36	
		1,479,671,751.66	
	Less: Closing Stock as on 31.03.2021	104,769,896.00	
		1,374,901,855.66	
2,733,773.00	Linen Expenses	2,304,867.00	
44,083,516.00	Medical Gases	30,901,965.00	
3,279,302.52	Other Expenses	3,404,241.25	
18,888,994.00	Cleaning Charges	48,311,100.00	
116,953,749.00	Patient Food Expenses	109,064,586.00	
3,121,700.00	Registration Fee for MCI	978,000.00	
1,500,000.00	Registration Fee for UP Pollution Board	60,000.00	
296,656,901.00	Investigation Contract Expenses	101,351,275.00	
	Firefighting Expenses	6,731,014.00	
71,153,896.00	CT/MRI Contract Expenses	29,172,064.00	
19,700,605.00	Medical Reimbursement	14,709,585.00	
54,951,486.00	Security Guard Expenses	85,468,466.00	
38,408,147.00	Biomedical Waste Collection Expenses	45,693,829.00	
8,824,464.00	X-Ray Film	3,846,517.00	



W. Madhur Jain

वित्त एवं लेखाधिकारी
जॉर्ज चिकित्सा विश्वविद्यालय,
लखनऊ

668,734.00	Private Ward Contract Expenses			
	TO MAINTENANCE -BUILDING & OTHERS			79,792,836.00
72,437,826.00	Repairs & Maintenance Building	79,773,173.00		
1,872,144.00	Repairs & Maintenance Others	19,663.00		
193,860,996.82	TO MAINTENANCE -ELECTRICAL & EQUIPMENT			196,310,804.34
	Opening Stock of consumables of 01.04.2020	575,801.10		
	Repairs & Maintenance incurred	70,140,501.00		
		70,716,302.10		
	Less Closing Stock of Consumables of 31.03.2021	388,965.76		
		70,327,336.34		
	Add: Annual Maintenance Charges	125,983,468.00		
	TO OFFICE EXPENSES			116,429,313.31
17,733,922.00	Advertisement Expenses	16,494,397.00		
39,246.82	Bank Charges	18,068.31		
1,527,745.00	Garden Upkeep Expenses	419,759.00		
12,295,445.00	Legal Expenses	4,059,302.00		
12,134,391.00	Stationery Items	3,907,394.00		
93,109.00	Postage Expenses	254,791.00		
15,390,397.00	Printing & Publication	19,924,046.00		
2,938,497.00	Refreshment	1,205,055.00		
9,202,126.00	Computer Expenses	5,015,971.00		
15,111,410.00	Rent, Rates & Taxes	17,127,340.00		
3,083,480.00	Professional Charges	3,110,480.00		
15,458.00	Website Expenses	45,253.00		
1,536,678.00	Software Expenses	1,709,930.00		
2,232,242.00	Wages & Honorarium etc.	1,565,157.00		
4,987,932.00	Furniture Repairs & Decoration	3,750,890.00		
22,352,437.90	Other Office Expenses	12,888,608.00		
753,532.00	Photocopy Machine Expenses	2,780,343.00		
60,112.00	Lease Rent	60,112.00		
9,789,266.00	Networking Expenses	14,827,632.00		
8,944,167.00	Laundry Expenses	5,829,577.00		
3,117,682.00	Pest Control Expenses	1,435,208.00		
	TO STUDENT ACTIVITY EXPENSES			31,413,289.00
180,800.00	Activity Expenses	107,504.00		
11,288,103.00	Examination Expenses	26,878,081.00		
6,209,580.00	Examiners Traveling Expenses	1,224,942.00		
842,461.00	Medal/ Prize Expenses	651,182.00		
4,274,840.00	Fee Refunded to Students	2,551,580.00		
39,650,719.00	TO INTEREST REFUND TO GOVERNMENT AGAINST EQUIPMENT GRANT			-
45,451.00	TO Grant Refunded to UP Rani Laxmibai Samman Kosh			-
19,349,621.00	TO Grant Refunded to Ministry Of Youth Affairs & Sports			-
-	TO Interest Refunded to Ministry Of Youth Affairs & Sports			531,660.00
-	TO Grant Refunded to CM Victim Assitant Covid Care Fund			199,174,034.00
-	TO Interest Refunded to CM Victim Assitant Covid Care Fund			1,797,276.00
203,792,388.00	TO ASADHAYA PATIENTS EXPENSES			181,549,973.00
36,724,508.00	TO BPL PATIENTS EXPENSES			9,883,650.00



वित्त एवं लेखाधिकारी
 किंग जॉर्ज चिकित्सा विश्वविद्यालय, उ०३
 लखनऊ ।

2,077,249.00	<u>TO DEPRECIATION</u>		365,405.00
	<u>TO RALC WORKSHOP</u>		
1,948,025.00	Consumables Purchased	360,405.00	
10,000.00	Office Expenses	5,000.00	
			180,000.00
442,539.00	<u>To Department of Plastic Surgery</u>		
	Wages(Contract)	180,000.00	
3,472.00	<u>To Department of Pathology (The HOD Path & Bact)</u>		
			8,531,462.83
11,580,449.27	<u>To Department of Paediatric (SNCU)</u>		
	Computer Expenses	2,800.00	
	Bank charges	265.50	
	Investigation Charges	37,100.00	
	Medicine & Consumables	1,130,456.00	
	Office Expenses	4,225.00	
	Printing & Stationery	74,690.00	
	Repair & Maintenance E/M	10,679.00	
	Postage & Courier	10,787.00	
	Dressing & Surgical	1,081,219.00	
	Wages(Contract)	6,173,871.33	
	Telephone Expenses	5,370.00	
			972,418.00
698,933.00	<u>To Urology Clinics</u>		
	Dressing & Surgical	393,329.00	
	Repair & Maintenance Building	205,400.00	
	Repair & Maintenance E/M	174,224.00	
	Cleaning Expenses	47,100.00	
	Office Expenses	104,176.00	
	Printing & Stationery	1,590.00	
	Computer Expenses	29,000.00	
	Printing & Publication	13,141.00	
	Telephone Expenses	4,458.00	
			19,958.00
304,795.00	<u>To Urology Poor & Needy Patient Relief Fund</u>		
	Dressing & Surgical	19,958.00	
			481,541.00
120,720.00	<u>To Urology Research & Academic Development Fund</u>		
	Computer Expenses	252,400.00	
	Telephone Expenses	15,539.00	
	Honorarium	209,000.00	
	Printing & Publication	4,602.00	
568,981.00	<u>To NSV Expenses</u>		
			34,356,206.00
29,146,200.00	<u>To NRHM</u>		
	KGMU Investigation, Bed & Hospital etc.	811,765.00	
	Dean Nursing	18,487,000.00	
	HOD OBSTY& GYN.	30,400.00	
	HOD Psychaitric	9,105,000.00	
	Research Cell	1,722,041.00	
	District Health Society	4,200,000.00	
122,800.00	<u>To KGMU Paramedical Institute of Medical Sciences</u>		
	Departments Share		
11,017,619.00	<u>Paramedical Expenses</u>		
	Examination Fee paid to UP State Medical Faculty	769,000.00	
	किंग जॉज चिकित्सा विश्वविद्यालय, उज्जैन		
			13,336,431.09



Lecture, Honorarium & Remuneration Expenses	9,779,418.00	
Salary On Contract	8,295.00	
Computer Expenses	103,092.00	
Gifts & Mementoes	96,174.00	
Office Expenses	290,027.00	
Printing & Stationery	4,598.00	
Telephone Expenses	104,500.00	
Photography & Videography Expenses	500,000.00	
Spectrum Charges	61,856.00	
Hiring of Tent, Light & Decoration Expenses	75,760.00	
Fooding & Refreshment Expenses	660,400.00	
Fee Refund	239.09	
Bank Charges	298,572.00	
Deprication		

181,237,407.53

227,564,142.35 To Research Cell

Extramural Research Grants Utilised	162,919,856.74
Intramural Research Project	758,067.00
MD Phd. Grant Utilised	6,786,397.00
TRAVELLING & CONVEYANCE EXPENSES	14,695.00
PRINTING & STATIONERY	47,860.00
SOFTWARE EXPENSES	790,751.00
BANK CHARGES	1,949.34
COMPUTER & PHOTOCOPIER MACHINE EXPENSES	84,126.00
FAX, POSTAGE & COURIER EXPENSES	25,596.00
PATENT EXPENSES	104,230.00
OTHER OFFICE EXPENSES	328,444.00
PUBLICATION EXPENSES	95,164.00
DEPRECIATION	405,610.00
SALARY TO STAFF & PROFESSIONAL CHARGES	4,818,259.00
HONORARIUM TO TEACHERS & ETHICAL COM MEI	427,535.00
MEETING & CONFERENCE EXPENSES	58,390.00
MEDICAL RE-IMBURSHMENT	72,000.00
TDS	1,346,874.45
WAGES (CONTRACT)	2,151,603.00

To FCRA RESEARCH GRANT UTILISED

884,913.00

1,158,870.00 a) JDF Project (Peadiatric Onclogy Support)

189,996.00 b) Cross cultural Reliability and validity of Intermediate measuresImprove conginition in Schizophrenia (MATRICS)

224,368.00

23,237,074.00 c) Surveilance for Radiological Pneumonia in children under 5years of age in Uttar Pradesh and Bihar Project

14,611,983.00

- d) I-HAT, U.P. Pneumonia & Diarrhea Project

10.00

290,000.00 e) Infant Traumatic Brain Injury: A hidden epidemic in India

275,065.00

- f) Evaluation of theSARS COV-2 at Paint of care

207,064.00

225,500.00 g) Project Grant Program JDF

277,335.00

835,936.00 h) Improvement of....Electronic Partography

72,670.00

7,638,908.00 i) Implementation Research.....Govt of India



विधि जॉर्ज चिकित्सा विश्वविद्यालय, उ०प्र०
लखनऊ।

4,778.00	j) Palliative Care In Cancer Patients	594,570.00
288,039.00	k) Investigation of Rheumatic AF treatment using	1,047,128.00
1,010,979.00	l) Metabolic profiling of body....neurological rcovery	4,609,281.00
3,240,365.00	m) Strengthening Laoratory...Vaccine (PCV) rollout	214,225.00
387,810.00	n) Prospective multicounty....childrens & adults	77,616.00
400,192.00	o) Can Vitamin Alung infection	50,000.00
70,785.00	p) A Evaluation ofIncompetency Patients	104,768.00
157,048.00	g) Solar DisinfectionLucknow U. P.	5,330.47
-	r) Improved Health..... In UP & Bihar	318,612.00
-	s) The Indo-American Spine Alliance	4,279,879.10

6,581,946.60 TO COMMUNITY EYE BANK EXPENSES

Bank Charges	174.26
Salary A/c	2,199,295.00
Fooding, Lodging & Refreshment	18,706.84
Miscellanious Expenses	1,284.00
Travel Expenses	94,337.00
Consumables	1,056,218.00
Office Expenses	63,642.00
Printing & Stationary	76,221.00
Professional Expense	58,320.00
Repair & Maintenance	38,952.00
Telephone Expenses	7,530.00
Laundry Expenses	18,530.00
Dressing & Surgicals	750.00
Insurance	15,663.00
Deprication	630,256.00

306,696,529.58

156,793,717.69 TO KGMU HOSPITAL REVOLVING FUND

Medicine, Dressing & Surgical Purchase	19,031,784.77
Opening Stock as on 01.04.2020	307,938,049.43
Add Procured during the year	326,969,834.20
Less: Closing Stock as on 31.03.2021	37,769,408.62
	289,200,425.58
Professional Charges	720,000.00
Advertisement Expenses	65,411.52
Manpower Expenses	16,550,496.38
Telephone Expenses	16,662.00
Printing & Stationery	43,173.00
Computer Expenses	29,012.10
Office Expenses	38,930.00
Consumables	13,783.00
Reapirs & Maintenance	18,630.00
Bank Charges	6.00

730,372.00

TO Advanced Trauma life support Course

Training Material & Certificate etc. (ATLS India)	162,000.00
Honorarium/Remuneration	181,000.00
Office Expenses	39,431.00
Postage	3,795.00
Travelling & Conveyance	12,606.00



वित्त एवं लेखाधिकारी
किंग जॉर्ज चिकित्सा विश्वायेधालय, उ०प्र
लखनऊ।

Printing & Stationery
Fooding & Refreshment Expenses
Fee Refunded
Computer Expenses
Bank Charges

202,078.00
87,477.00
18,390.00
474.00

404,245,261.03

- TO Surplus for the year transferred to balance Sheet

10,456,509,374.19

10,148,217,812.45

Annexed to our compilation report of even date.
for Madhur Jain & Co.
Chartered Accountants

Place : Lucknow

Dated: 12.10.2021



(Madhur Jain)
Partner

(Priyanka Dwivedi)
वित्त अधिकारी
किंग जॉर्ज चिकित्सा विश्वविद्यालय, उ०प्र०
लखनऊ।

(Kamlesh Kumar)
Finance Officer

(Lt. Gen. (Dr.) Bipin Puri)
Vice Chancellor


ANNEXURE "1A" TO BALANCE SHEET AS 31.03.2021

PARTICULARS	DEPRECIATION RATE %	Opening W.D.V. As on 01.04.2020 Rs.	Addition during the year Rs.	Total Rs.	Depreciation for the year Rs.	W.D.V. As on 31.03.2021 Rs.
OFFICE EQUIPMENT	15%	2,719,806,624.72	471,788,300.00	3,191,594,924.72	478,739,239.00	2,712,855,685.72
FURNITURE & FIXTURE	10%	131,879,073.78	24,449,067.00	156,328,130.78	15,632,813.00	140,695,317.78
OTHER EQUIPMENT	15%	11,019,763.79	619,163.00	11,638,926.79	1,746,839.00	9,893,087.79
ELECTRICAL EQUIPMENT	15%	54,388,086.71	7,848,305.00	62,236,391.71	9,336,458.00	52,900,933.71
BOOKS & JOURNALS	15%	60,239,956.88	32,437,336.00	92,677,292.88	12,401,594.00	70,275,697.88
VEHICLES	15%	121,708,800.64	36,468,362.00	158,177,162.64	23,726,073.00	134,442,079.64
COMPUTERS & PRINTERS	40%	16,726,067.66	8,739,800.00	24,465,867.66	3,669,880.00	20,796,987.66
GENERATORS	15%	11,091,996.05	7,476,968.00	18,568,963.05	7,420,661.00	11,148,292.05
TELECOMMUNICATION	15%	2,569,674.98	4,063,462.00	6,633,126.98	994,969.00	5,638,157.98
BUILDINGS	10%	521,190.71	722,894.00	1,244,084.71	186,613.00	1,057,471.71
LAND	0%	313,707,460.42	-	313,707,460.42	31,370,746.00	282,336,714.42
BUILDINGS WIP PENDING	0%	77,630,829.00	-	77,630,829.00	-	77,630,829.00
CAPATILISATION						
TOTAL		8,446,048,109.00	2,794,226,400.00	11,239,273,509.00	-	11,239,273,509.00
TOTAL		11,965,337,633.34	3,388,829,016.00	15,344,166,649.34	586,222,885.00	14,758,943,764.34
MOVABLE ASSETS ACQUIRED PRIOR TO 01.04.1981 (at notional Value)		3,084.00	-	3,084.00	-	3,084.00
BUILDINGS ERECTED PRIOR TO 01.04.1981 (at notional Value)		8,100,000.00	-	8,100,000.00	-	8,100,000.00
LAND (at notional value)		100,000.00	-	100,000.00	-	100,000.00
TOTAL (A)		11,963,640,717.34	3,388,829,016.00	15,362,369,733.34	586,222,885.00	14,767,146,848.34

INSTITUTE OF PARAMEDICAL SCIENCES
FIXED ASSETS SCHEDULE

PARTICULARS	DEPRECIATION RATE %	Opening W.D.V. As on 01.04.2020 Rs.	Addition during the year Rs.	Total Rs.	Depreciation for the year Rs.	W.D.V. As on 31.03.2021 Rs.
FURNITURE & FIXTURE	10%	401,129.00	140,460.00	541,589.00	54,159.00	487,430.00
OTHER EQUIPMENT	15%	239,680.00	-	239,680.00	35,937.00	203,643.00
OFFICE EQUIPMENT	15%	167,493.00	13,686.00	181,179.00	27,177.00	154,001.00
BOOKS & JOURNALS	15%	598.00	-	598.00	90.00	508.00
COMPUTERS & PRINTERS	40%	453,023.00	-	453,023.00	181,209.00	271,814.00
TOTAL (B)		1,261,823.00	154,146.00	1,416,969.00	298,572.00	1,117,396.00
GRAND TOTAL (A+B)		11,964,802,540.34	3,388,983,161.00	15,363,786,701.34	586,521,457.00	14,768,264,244.34

Annexed to our compilation report of even date.
for Madhur Jain & Co.,
Chartered Accountants



Place : Lucknow
Dated : 11.06.2021

(Madhur Jain)
Partner

(Prakash Deep Singh)
F & A/C Officer
किंग जॉर्ज चिकित्सा विश्वाविद्यालय, उप
लखनऊ।

(Kamlesh Kumar)
Finance Officer

(Lt. Gen. (Dr.) Bipin Puri)
Vice Chancellor

RESEARCH CELL

KING GEORGE'S MEDICAL UNIVERSITY UTTAR PRADESH, LUCKNOW

ANNEXURE "18" TO BALANCE SHEET AS 31.03.2021

PARTICULARS	DEPRECIATION RATE %	Opening W.D.V. as on 01.04.2020 RS.	Addition during the year 2020-21 Rs.	Deletions during the year 2020-21	Total Rs. As on 31.03.2021	Depreciation for the year 2020-21 Rs.	WDV As on 31.03.2021 Rs.
AIR CONDITIONER	15%	6,40,454.95	-	-	6,40,454.95	96,068.00	5,44,386.95
ALMIRAH	10%	66,196.00	-	-	66,196.00	6,620.00	59,576.00
COMPUTER	40%	46,469.00	-	-	46,469.00	18,584.00	27,875.00
CONFERENCE HALL RENOVATION	10%	66,718.10	-	-	66,718.10	5,672.00	51,046.10
CONSTANT VOLTAGE TRANSFORMER	15%	2,885.35	-	-	2,885.35	388.00	2,497.35
FAX MACHINE	15%	1,376.25	-	-	1,376.25	206.00	1,170.25
FLOOR SCRUBBING & VACUUM CLEANER	15%	3,096.80	-	-	3,096.80	465.00	2,631.80
FURNITURE	10%	10,24,716.00	-	-	10,24,716.00	1,02,472.00	9,22,244.00
INVERTOR	15%	1,031.15	-	-	1,031.15	155.00	876.15
LAPTOP COMPUTER	40%	726.20	-	-	726.20	290.00	436.20
MAGNETIC WHITE BOARD	10%	14,532.80	-	-	14,532.80	1,453.00	13,079.80
MOBILE PHONE	15%	239.35	-	-	239.35	36.00	203.35
MODI XEROX-PHOTO COPIER	15%	1,90,244.00	-	-	1,90,244.00	28,537.00	1,61,707.00
PRINTER	15%	1,08,219.60	-	-	1,08,219.60	16,233.00	91,986.60
REFRIDGERATOR	15%	1,735.00	-	-	1,735.00	260.00	1,475.00
SONY PLASMA TV	15%	69,695.10	-	-	69,695.10	8,954.00	60,741.10
STABILISER	15%	9,840.75	-	-	9,840.75	1,478.00	8,362.75
UPS	15%	3,690.50	-	-	3,690.50	564.00	3,126.50
WATER PURIFIER SYSTEM	15%	15,495.20	-	-	15,495.20	2,324.00	13,171.20
CORDLESS PHONE	15%	5,054.00	-	-	5,054.00	758.00	4,296.00
EPABX SYSTEM	15%	5,657.00	-	-	5,657.00	849.00	4,808.00
MULTIMEDIA DATA PROJECTOR	15%	31,279.00	-	-	31,279.00	4,892.00	26,387.00
A C PLANT	15%	3,07,689.00	-	-	3,07,689.00	46,153.00	2,61,536.00
COLD STORAGE	15%	3,55,227.00	-	-	3,55,227.00	53,284.00	3,01,943.00
COMPACTOR	10%	91,274.00	-	-	91,274.00	9,127.00	82,147.00
TOTAL		30,43,232.10	-	-	30,43,232.10	4,05,610.00	26,37,622.10

FCRA FIXED ASSETS SCHEDULE AS ON 31.03.2021

PARTICULARS	DEPRECIATION RATE %	Opening W.D.V. as on 01.04.2020 RS.	Addition during the year 2020-21	Deletions during the year 2020-21	Total Rs. As on 31.03.2021	Depreciation for the year 2020-21 Rs.	WDV As on 31.03.2021 Rs.
Airflow Hood	15%	78,301.00	-	-	78,301.00	11,745.00	66,556.00
Equipment	15%	1,46,988.00	32,804.00	-	1,79,792.00	26,969.00	1,52,823.00
Furniture	10%	1,18,394.00	-	-	1,18,394.00	11,839.00	1,06,555.00
Kerato Analyzer Model Cell Check-D	15%	10,83,163.00	-	-	10,83,163.00	1,62,474.00	9,20,689.00
Mobile Phone	15%	5,386.00	-	-	5,386.00	808.00	4,578.00
Parasonic Japan Refrigerator	15%	3,55,486.00	-	-	3,55,486.00	53,323.00	3,02,163.00
Projector	15%	20,952.00	-	-	20,952.00	3,143.00	17,809.00
Printer	15%	21,193.00	-	-	21,193.00	3,179.00	18,014.00
Renovation Work at Trauma	10%	27,01,468.00	-	-	27,01,468.00	2,70,147.00	24,31,321.00
Renovation Work at Trauma	10%	1,22,152.00	-	-	1,22,152.00	48,861.00	73,291.00
Slit Lamp Imaging System with software	40%	24,002.00	-	-	24,002.00	3,600.00	20,402.00
Television	15%	2,05,539.00	-	-	2,05,539.00	30,831.00	1,74,708.00
Tuttnauer Autoclave Model 2540EKA	15%	11,310.72	-	-	11,310.72	1,697.00	9,613.72
Circular Chart Recorder	15%	10,936.00	-	-	10,936.00	1,640.00	9,296.00
Ophthalmic Diagnosis (Manual)	15%	49,05,270.72	32,804.00	-	49,38,074.72	6,30,256.00	43,07,818.72
GRAND TOTAL		79,48,502.82	32,804.00	-	79,81,306.82	10,35,666.00	69,45,640.82

Annexed to our compilation report of even date.

for Madhur Jain & Co.,
Chartered Accountants

Place : Lucknow
Dated: 12.03.2021



(Madhur Jain)
Partner

(Prof Shally Awasthi)
Dean Research & Development

(Priyanka Dwivedi)
Finance Officer

(Kanishk Kumar)
Finance Officer

किंग जॉर्ज चिकित्सा विश्वावेधालय, उ०प्र
लखनऊ।

2019-20 (Criterion 4.1.4)

Amount of expenditure incurred, excluding salary, for infrastructure development and augmentation (INR in lakhs)	Total Expenditure excluding Salary (INR in lakhs)	Percentage per year
42851.77	45818.8	93.52

Summary- 2019-20 (Criterion 4.1.4)

	Items	Amount	Page number
Add	Expenditure	10148217812.45	8
Add	Assets expenditure Annexure 1A	829764770.61	26
Add	Assets expenditure Annexure 1B	690903	27
Minus	Salary	63705724001	3
Minus	Repairs & Maintenance Building	72437826	4
Minus	Repairs & Maintenance Others	1872144	4
Minus	Repairs & Maintenance incurred	75862912	4
Minus	Annual Maintenance Charges	118121491	4
Minus	Student activity expenses	22795784	4
Minus	RALC Workshop	1958025	5
Minus	Wages Contract	4771152.84	5
Minus	Urology Research & Academic Development Fund	120720	5
Minus	Paramedical expenses	11017619	6
Minus	Salary to Staff (Research Cell)	6594836	6
Minus	Salary (Community Eye Bank)	4312409.76	7
Minus	Manpower expenses	3059768.13	8

Compiled from the final accounts of King George's Medical University produced before us.



KING GEORGE'S MEDICAL UNIVERSITY, UTTAR PRADESH
LUCKNOW

4.1.4

1

BALANCE SHEET AS AT 31st MARCH 2020

PREVIOUS YEAR (RS.)	LIABILITIES	AMOUNTS (RS.)	AMOUNTS (RS.)
			18,293,970,378.87
17,320,059,419.87	CAPITAL FUND	17,320,059,419.87	
	Opening Balance as on 01-04-2019	28,638,468.00	
	Uttar Pradesh Power Corporation Ltd.	1,342,504,200.00	
	Plan Grant Received from UP State Government	18,691,202,087.87	
	Less Fund Transferred to I & E A/c to the extent of depreciation charged on assets procured out of Capital Grants	394,630,323.00	
	Less Refund of Capital Grant to State Government	2,601,386.00	
			18,774,199.00
	CORPUS FUND	1,059,199.00	
1,023,381.00	FCRA	17,415,000.00	
11,970,000.00	MEDAL	300,000.00	
300,000.00	PARAMEDICAL A/C		
			(848,215,004.90)
(792,832,387.08)	GENERAL FUND	(792,832,387.08)	
	Opening Balance as on 01-04-2019	55,382,617.82	
	Less : Deficit for the year		
			465,953,571.49
	CURRENT LIABILITIES	52,812,440.00	
49,997,440.00	Caution Money Payable	49,792,653.49	
31,559,815.49	Other Liabilities	363,203,937.00	
429,040,404.00	Prime Minister & Chief Minister Fund	144,541.00	
144,541.00	Security Deposit		
			326,517,200.36
	RESEARCH CELL	224,546,122.53	
213,096,254.88	RESEARCH SCHEME	2,990,675.00	
1,995,385.00	MD PHD ICMR PROGRAMME	98,980,402.83	
91,174,734.84	FCRA RESEARCH SCHEME		
			29,073,390.00
23,091,763.00	KGMU HOSPITAL REVOLVING FUND		

18,286,073,734.82

17,380,620,752.00


Annexed to our compilation report of even date for Madhur Jain & Co. Chartered Accountants



Place : Lucknow
Dated: 21.12.2020
As per our Report of even date
For G. J. NIGAM & CO.
CHARTERED ACCOUNTANTS
FRN 0051526

(Madhur Jain)
Partner

(Priyanka Dwivedi)
A/C Officer



(Signature)
PARTNER

(Kamlesh Kumar)
Finance Officer

(Lt. Gen. (Dr.) Bipin Puri)
Vice Chancellor

KING GEORGE'S MEDICAL UNIVERSITY, UTTAR PRADESH
LUCKNOW

INCOME AND EXPENDITURE ACCOUNT FOR THE YEAR ENDED ON 31st MARCH 2020


PREVIOUS YEAR (RS.)	EXPENDITURE	AMOUNTS(RS.)	AMOUNTS(RS.)
			6,370,572,401.00
4,674,946,917.00	TO SALARY	3,353,590,365.00	
	Basic, Grade Pay, CCA & Dearness etc. Allowance	518,240,533.00	
	House Rent Allowance	561,854,078.00	
	Non Practising Allowance	206,579,094.00	
	Academic Allowance	2,136,177.00	
	Telephone Allowance	5,849,920.00	
	Travelling and Conveyance Allowance	198,000.00	
	Proctorial Allowance	35,224,052.00	
	Nursing Allowance	7,850,980.00	
	Uniform Allowance	193,992,421.00	
	CPF Employer Contribution	154,430,333.00	
	Patient Care	516,757,978.00	
	Transportation Allowance	29,639,858.00	
	Conference Expenses	87,312,480.00	
	LRA & Tution Fee etc	574,086.00	
	Other Allowance	3,187,514.00	
	Leave Travel Allowance (LTC & HTC)	571,679.00	
	Briefcase Allowance	470,087.00	
	Newspaper & Special Pay allowance	692,112,766.00	
	Wages(Contract)		
			14,727,438.86
	TO ADMINISTRATIVE EXPENSES	707,774.86	
5,835,809.22	Telephone Expenses	7,057,933.00	
7,938,299.00	Travelling & Conveyance	5,884,491.00	
7,359,077.00	Vehicle Maintenance & POL	1,077,240.00	
606,285.00	Convocation Expenses		
			459,497,938.00
	TO ELECTRICITY & WATER EXPENSES	445,562,681.00	
353,301,834.00	Electricity Charges	5,313,270.00	
6,093,454.00	Generator Operating Expenses	8,621,987.00	
29,400.00	Water Tax		
	TO HOSPITAL SERVICES EXPENSES		1,500,983,452.14
650,348,040.48	Medicine & Consumables Consumed:	78,719,004.92	
	Opening Stock as on 01.04.2019	796,441,895.00	
	Add Procured during the year	875,160,899.92	
		58,002,715.30	
	Less: Closing Stock as on 31.03.2020	817,158,184.62	
		2,733,773.00	
5,598,787.00	Linen Expenses	44,083,516.00	
48,648,182.00	Medical Gases	3,279,302.52	
2,051,158.00	Other Expenses	18,888,994.00	
33,744,302.00	Cleaning Charges	116,953,749.00	
107,833,208.00	Patient Food Expenses	3,121,700.00	
5,882,300.00	Registration Fee for MCI	1,500,000.00	
-	Registration Fee for UP Pollution Board	296,656,901.00	
186,239,406.00	Investigation Contract Expenses	71,153,896.00	
101,767,980.00	CT/MRI Contract Expenses	19,700,605.00	
42,067,973.00	Medical Reimbursement	54,951,486.00	
22,937,682.00	Security Guard Expenses	38,408,147.00	
23,276,336.00	Biomedical Waste Collection Expenses		



1,093,193.00	X-Ray Film	8,824,464.00	
2,397,260.00	Private Ward Contract Expenses	3,568,734.00	
			74,309,970.00
	TO MAINTENANCE -BUIILDING & OTHERS		
70,324,364.00	Repairs & Maintenance Building	72,437,826.00	
1,517,381.00	Repairs & Maintenance Others	1,872,144.00	
			193,860,996.82
150,017,303.53	TO MAINTENANCE -ELECTRICAL & EQUIPMENT		
	Opening Stock of consumables of 01.04.2019	452,394.92	
	Repairs & Maintenance incurred	75,862,912.00	
		76,315,306.92	
	Less Closing Stock of Consumables of 31.03.2020	575,801.10	
		75,739,505.82	
	Add: Annual Maintenance Charges	118,121,491.00	
			143,339,275.72
	TO OFFICE EXPENSES		
9,945,504.00	Advertisement Expenses	17,733,922.00	
26,218.29	Bank Charges	39,246.82	
961,965.00	Garden Upkeep Expenses	1,527,745.00	
1,512,711.00	Legal Expenses	12,295,445.00	
6,264,086.50	Stationery Items	12,134,391.00	
218,661.00	Postage Expenses	93,109.00	
18,545,287.00	Printing & Publication	15,390,397.00	
2,050,289.00	Refreshment	2,938,497.00	
9,353,701.65	Computer Expenses	9,202,126.00	
3,564,889.00	Rent, Rates & Taxes	15,111,410.00	
3,650,805.00	Professional Charges	3,083,480.00	
116,232.00	Website Expenses	15,458.00	
1,847,114.00	Software Expenses	1,536,678.00	
3,959,500.00	Wages & Honorarium etc.	2,232,242.00	
6,157,490.00	Furniture Repairs & Decoration	4,987,932.00	
21,549,015.97	Other Office Expenses	22,352,437.90	
1,087,679.00	Photocopy Machine Expenses	753,532.00	
60,112.00	Lease Rent	60,112.00	
-	Networking Expenses	9,789,266.00	
-	Laundry Expenses	8,944,167.00	
325,500.00	Scrap Sale of Vehicle Transferred to Treasury	-	
5,137,614.00	Pest Control Expenses	3,117,682.00	
			22,795,784.00
	TO STUDENT ACTIVITY EXPENSES		
704,550.00	Activity Expenses	180,800.00	
11,470,058.00	Examination Expenses	11,288,103.00	
1,216,775.00	Examiners Traveling Expenses	6,209,580.00	
328,956.00	Confidential Expense Examination Cell	-	
799,311.00	Medal/ Prize Expenses	842,461.00	
12,502,056.00	Fee Refunded to Students	4,274,840.00	
			39,650,719.00
34,174,500.00	TO INTEREST REFUND TO GOVERNMENT AGAINST EQUIPMENT GRANT		
-	TO Grant Refunded to UP Rani Laxmibai Samman Kosh		45,451.00
-	TO Grant Refunded to Ministry Of Youth Affairs & Sports		19,349,621.00
228,905,694.00	TO ASADHAYA PATIENTS EXPENSES		203,792,388.00
27,761,685.00	TO BPL PATIENTS EXPENSES		36,724,508.00



1,111.00	<u>TO DEPRECIATION</u>		582,077,249.00
	<u>TO RALC WORKSHOP</u>		1,958,025.00
1,682,748.00	Consumables Purchased	1,948,025.00	
10,000.00	Office Expenses	10,000.00	
1,099,825.00	<u>To University Enviroment Committee</u>		
796,463.00	<u>To Department of Plastic Surgery</u>		442,539.00
	Office Expenses	76,568.00	
	Wages(Contract)	365,002.00	
	Bank Charges	969.00	
15,191,412.00	<u>To Department of Blood Bank (Chikitsa Sudhar Samiti, Rajkiya Rakt Kosh)</u>		
429,927.00	<u>To Department of Pathology (The HOD Path & Bact)</u>		3,472.00
	Bank Charges	472.00	
	Office Expenses	3,000.00	
17,186,373.47	<u>To Department of Paediatric (SNCLJ)</u>		11,580,449.27
	Computer Expenses	25,635.96	
	Office Equipment	19,990.00	
	Bank charges	575.00	
	Investigation Charges	1,006,155.00	
	Medicine & Consumables	2,162,346.26	
	Office Expenses	172,759.00	
	Printing & Stationery	148,617.44	
	Repair & Maintenance E/M	1,205,297.43	
	Postage & Courier	671.50	
	Dressing & Surgical	2,016,248.84	
	Telephone Expenses	6,500.00	
	Wages(Contract)	4,771,152.84	
	Travelling & Conveyance	44,500.00	
966,164.00	<u>To Urology Clinics</u>		698,933.00
	Dressing & Surgical	382,371.00	
	Books & Journal	9,020.00	
	Repair & Maintenance Building	22,150.00	
	Repair & Maintenance E/M	116,450.00	
	Cleaning Expenses	47,175.00	
	Office Expenses	27,240.00	
	Printing & Stationery	16,200.00	
	Computer Expenses	39,180.00	
	Printing & Publication	19,647.00	
	Software Expenses	15,500.00	
1,220,511.00	<u>To Urology Poor & Needy Patient Relief Fund</u>		304,795.00
	Dressing & Surgicals	118,180.00	
	Needy Patients Expenses	166,615.00	
507,017.00	<u>To Urology Research & Academic Development Fund</u>		120,720.00
	Gift & Momentos	6,720.00	
	Honorarium /Remuneration	114,000.00	
362,261.96	<u>To Incharge Trauma</u>		
760,494.28	<u>To NHMS Grant Refund</u>		



 LUCKNOW

 CHARTERED ACCOUNTANTS



 G. J. NIGAM & CO.

 LUCKNOW

 CHARTERED ACCOUNTANTS

568,981.00

05.00	<u>To NSV Expenses</u>	
	Advertising Expenses	5,000.00
	Dressing & Surgicals	5,000.00
	Printing & Stationery	52,948.00
	Office Expenses	3,400.00
	Refreshments/Fooding	6,000.00
	Honorarium/Remuneration	86,600.00
	Grant Refunded to MHFW	410,033.00

29,146,200.00

33,403,652.00	<u>To NRHM</u>	11,580,000.00
	Dean Nursing	5,723,200.00
	QMH	6,538,000.00
	HOD Psychiatric	1,625,000.00
	HOD Microbiology	500,000.00
	HOD Urology	3,180,000.00
	Milk Bank	

131,600.00 To KGMU Paramedical Institute of Medical Sciences

Departments Share
Share of Athletic Association

122,800.00

11,017,619.00

8,862,061.00	<u>Paramedical Expenses</u>	595,750.00
	Examination Fee paid to UP State Medical Faculty	1,367,500.00
	Lecture Expense	7,483,164.00
	Wages(Contract)	36,100.00
	Computer Expense	23,800.00
	Gifts & Momentoes	35,700.00
	Photograpy & Videography Expenses	158,354.00
	Office Expenses	154,109.00
	Printing & Stationery	23,318.00
	Telephone Expenses	3,211.00
	Travelling Expenses	117,500.00
	Sprectrum Charges	37,515.00
	Tent & Decoration Expenses	323.00
	Postage	544.00
	Bank Charges	208,935.00
	Hiring Charges of Scientific Convention Centre	20,000.00
	Software Expenses	418,527.00
	Depreciation	333,269.00
	Fooding & Refreshment Expenses	

176,113,266.08 To Research Cell

	Extramural Research Grants Utilised	205,628,710.52
	Intramural Research Project	1,507,634.00
	MD PhD. Grant Utilised	10,707,643.00
	TRAVELLING & CONVEYANCE EXPENSES	236,364.00
	PRINTING & STATIONERY	262,658.00
	REPAIRS & MAINTENANCE	55,411.00
	SOFTWARE EXPENSES	726,664.00
	BANK CHARGES	23,213.83
	COMPUTER & PHOTOCOPIER MACHINE EXPENSES	46,824.00
	FAX,POSTAGE & COURIER EXPENSES	34,560.00
	PATENT EXPENSES	122,950.00
	WORKSHOP EXPENSES	49,750.00
	DEPRECIATION	438,138.00
	SALARY TO STAFF & PROFESSIONAL CHARGES ETC.	6,594,833.00
	HONORARIUM TO TEACHERS & ETHICAL COM. MEMBERS ETC.	691,585.00

227,564,142.35

LUCKNOW
M. M. MISHRA, JAIN, D.O.S.
CHARTERED ACC.
[Signature]

G. J. NIGAM & CO.
LUCKNOW
CHARTERED ACCOUNTANTS

MEETING & CONFERENCE EXPENSES 239,100.00
 OFFICE EXPENSES 16,741.00
 AUDIT FEE 181,361.00

<u>To FCRA RESEARCH GRANT UTILISED</u>		1,158,870.00
1,285,345.00	a) <u>JDF Project (Peadiatric Onclogy Support)</u>	
107,253.00	b) <u>Cross cultural Reliability and validity of Intermediate measuresImprove cognition in Schizophrenia (MATRICS)</u>	189,996.00
17,620,263.00	c) <u>Surveillance for Radiological Pneumonia in children under 5years of age in Uttar Pradesh and Bihar Project</u>	23,237,074.00
3,659,725.00	d) <u>I-HAT, U.P. Pneumonia & Diarrhea Project</u>	
332,802.00	e) <u>Infant Traumatic Brain Injury: A hidden epidemic in India</u>	290,000.00
1,573,836.57	f) <u>To assess the effectiveness of various communication</u>	225,500.00
268,297.00	g) <u>Project Grant Program JDF</u>	835,938.00
773,326.00	h) <u>Improvement of ...Electronic Participatory</u>	7,638,908.00
8,706,074.00	i) <u>Implementation Research.....Govt of India</u>	454,778.00
429,302.00	j) <u>Palliative Care in Cancer Patients</u>	288,039.00
225,622.00	k) <u>Investigation of Rheumatic AF treatmnet using</u>	1,010,979.00
224,361.00	l) <u>Metobolic profiling of body....neurological rocovery</u>	3,240,365.00
624,670.00	m) <u>Strengthening Laoratory...Vaccine (PCV) rollout</u>	387,810.00
-	n) <u>Prospective multicounty....childrens & adults</u>	400,192.00
-	o) <u>Can Vitamin Alung infection</u>	70,785.00
-	p) <u>A Evaluation ofIncompetency Patients</u>	157,048.00
-	q) <u>Solar DisinfectionLucknow U. P.</u>	6,581,946.60

6,623,365.96	<u>TO COMMUNITY EYE BANK EXPENSES</u>	336.92
	Bank Charges	4,312,409.78
	Salary	25,805.00
	Feeding, Lodging & Refreshment	16,282.00
	Miscellaneous Expenses	78,448.00
	Travel Expenses	836,291.82
	Consumables	19,805.00
	Computer Expenses	133,057.00
	Office Expenses	95,471.00
	Printing & Stationery	87,197.08
	Professional Expenses	30,046.00
	Repairs & Maintenance	8,402.00
	Telephone Expenses	27,871.00
	Laundry Expenses	

LUCKNOW
 CHARTERED ACCOUNTANTS
 [Signature]

G. J. NIGAM & CO.
 LUCKNOW
 CHARTERED ACCOUNTANTS

Postage Expenses	1,257.00
Insurance	107,048.00
Depreciation.	741,212.00
	<hr/>

156,793,717.69

5,529,577.63 TO KGMU HOSPITAL REVOLVING FUND

Medicine, Dressing & Surgical Purchase	30,135,568.31
Opening Stock as on 01.04.2019	141,000,447.02
Add Procured during the year	<hr/>
	171,136,015.33
Less: Closing Stock as on 31.03.2020	<hr/>
	19,031,784.77
	152,104,230.56
Professional Charges	720,000.00
Advertisement Expenses	576,240.00
Manpower Expenses	3,059,768.13
Telephone Expenses	2,830.00
Printing & Stationery	18,585.00
Software Expenses	312,000.00
Bank Charges	64.00
	<hr/>

394,194,804.96 By Surplus for the year transferred to balance Sheet


8,276,614,007.55

10,148,217,812.45

Annexed to our compilation report of even date.

for Madhur Jain & Co.
Chartered Accountants

Place: Lucknow
Dated: 21-12-2020



(Madhur Jain)
Partner

(Priyanka Dwivedi)
F & A/C Officer

(Kamlesh Kumar)
Finance Officer

(Lt. Gen. (Dr.) Bipin Puri)
Vice Chancellor

As Per Our Report of Even Date

For G.J. Nigam & Co.

Chartered Accountants

FRN 005750C -



(Signature)
PARTNER

M.No 073975-

GE'S MEDICAL UNIVERSITY, U.P. LUCKNOW

ANNEXURE "1A" TO BALANCE SHEET AS 31.03.2020


PARTICULARS	DEPRECIATION RATE %	Opening W.D.V. As on 01.04.2019 Rs.	Addition during the year Rs.	Total Rs.	Depreciation for the year Rs.	W.D.V. As on 31.03.2020 Rs.
FURNITURE	15%	2,700,912,070.11	492,860,429.51	3,199,772,499.72	479,966,875.00	2,719,806,624.72
FURNITURE & FIXTURE	10%	124,256,356.78	22,275,947.00	146,532,303.78	14,653,230.00	131,879,073.78
OFFICE EQUIPMENT	15%	12,964,427.79	-	12,964,427.79	1,944,664.00	11,019,763.79
OFFICE EQUIPMENT	15%	45,312,709.71	18,673,275.00	63,985,984.71	9,597,898.00	54,388,086.71
ELECTRICAL EQUIPMENT	15%	46,456,194.88	12,549,037.00	59,105,831.88	8,866,875.00	50,239,956.88
ELECTRICAL EQUIPMENT	15%	112,026,644.64	31,160,180.00	143,186,824.64	21,478,024.00	121,708,800.64
BOOKS & JOURNALS	15%	17,334,922.66	1,166,334.00	18,501,256.66	2,775,189.00	15,726,067.66
VEHICLES	40%	13,665,637.05	4,821,021.00	18,486,658.05	7,394,663.00	11,091,995.05
COMPUTERS & PRINTERS	15%	3,023,146.98	-	3,023,146.98	453,472.00	2,569,674.98
GENERATORS	15%	613,165.71	-	613,165.71	91,975.00	521,190.71
TELECOMMUNICATION	10%	348,563,344.42	-	348,563,344.42	34,866,384.00	313,707,460.42
BUILDINGS	0%	77,630,829.00	-	77,630,829.00	-	77,630,829.00
LAND						
BUILDINGS W/P PENDING CAPATIALISATION		8,205,631,109.00	239,417,000.00	8,445,048,109.00		8,445,048,109.00
TOTAL		11,708,391,058.73	829,023,823.61	12,537,414,882.34	582,077,249.00	11,955,337,633.34
MOVABLE ASSETS ACQUIRED PRIOR TO 01.04.1981 (at notional Value)		3,084.00	-	3,084.00	-	3,084.00
BUILDINGS ERECTED PRIOR TO 01.04.1981 (at notional Value)		8,100,000.00	-	8,100,000.00	-	8,100,000.00
LAND (at notional value)		100,000.00	-	100,000.00	-	100,000.00
TOTAL (A)		11,716,594,142.73	829,023,823.61	12,545,617,966.34	582,077,249.00	11,963,540,717.34


INSTITUTE OF PARAMEDICAL SCIENCES
FIXED ASSETS SCHEDULE


PARTICULARS	DEPRECIATION RATE %	Opening W.D.V. As on 01.04.2019 Rs.	Addition during the year Rs.	Total Rs.	Depreciation for the year Rs.	W.D.V. As on 31.03.2020 Rs.
FURNITURE & FIXTURE	10%	55,699.00	390,000.00	445,699.00	44,570.00	401,129.00
OTHER EQUIPMENT	15%	281,859.00	-	281,859.00	42,279.00	239,580.00
OFFICE EQUIPMENT	15%	197,051.00	-	197,051.00	29,558.00	167,493.00
BOOKS & JOURNALS	15%	703.00	-	703.00	105.00	598.00
COMPUTERS & PRINTERS	40%	404,091.00	350,947.00	755,038.00	302,015.00	453,023.00
TOTAL (B)		939,403.00	740,947.00	1,680,350.00	418,527.00	1,261,823.00
GRAND TOTAL (A+B)		11,717,533,545.73	829,764,770.61	12,547,298,316.34	582,495,776.00	11,964,802,540.34


Annexed to our compilation report of even date.
for Madhur Jain & Co.,
Chartered Accountants

Place: Lucknow
Dated: 21.12.2020



(Madhur Jain)
Partner


(Priyanka Dwivedi)
F & A/C Officer


(Kamlesh Kumar)
Finance Officer


(Lt. Gen. (Dr.) Bipin Paul)
Vice Chancellor

As Per Our Report of Even Date
For G.J. Nigam & Co.
Chartered Accountants
FRN 005150C


G.J. Nigam
PARTNER
MNO 073975-

2018-19 (Criterion 4.1.4)

Amount of expenditure incurred, excluding salary, for infrastructure development and augmentation (INR in lakhs)	Total Expenditure excluding Salary (INR in lakhs)	Percentage per year
37831.89	40380.44	93.68

Summary- 2018-19 (Criterion 4.1.4)

	Items	Amount	Page number
Add	Expenditure	8276614007.55	9
Add	Assets expenditure Annexure 1A	848099810.69	27
Add	Assets expenditure Annexure 1B	683369	28
Minus	Salary	4674946917	3
Minus	Repairs & Maintenance Building	70324364	4
Minus	Repairs & Maintenance Others	1517381	4
Minus	Repairs & Maintenance incurred	66081181	4
Minus	Annual Maintenance Charges	83929093	4
Minus	Student activity expenses	27021706	4
Minus	RALC Workshop	1692748	5
Minus	Salary on Contract (Plastic Surgery)	339790	5
Minus	Salary on Contract (Paediatrics)	5277786.93	6
Minus	Urology Research & Academic Development Fund	507017	6
Minus	Paramedical expenses	8862061	7
Minus	Salary to Staff (Research Cell)	4807918	7
Minus	Salary (Community Eye Bank)	2714778	8
Minus	Surplus transferred to balance sheet	394194804.96	9

Compiled from the final accounts of King George's Medical University and ~~found~~ produced before us.



4.1.4

(7)

**KING GEORGE'S MEDICAL UNIVERSITY, UTTAR PRADESH
LUCKNOW**

BALANCE SHEET AS AT 31st MARCH 2019

PREVIOUS YEAR (RS.)	LIABILITIES	AMOUNTS(RS.)	AMOUNTS(RS.)
			17,320,059,419.87
16,617,340,916.87	CAPITAL FUND		
	Opening Balance as on 01-04-2018	16,617,340,916.87	
	Uttar Pradesh Power Corporation Ltd.	27,898,078.00	
	Plan Grant Received from UP State Government	1,068,836,650.00	
		17,714,075,644.87	
	Less Fund Transferred to I & E A/c to the extent of depreciation charged on assets procured out of Capital Grants	384,095,798.00	
	Less Refund of Capital Grant to State Government	9,920,427.00	
			13,293,381.00
	CORPUS FUND		
993,574.00	FCRA	1,023,381.00	
10,455,000.00	MEDAL	11,970,000.00	
300,000.00	PARAMEDICAL A/C	300,000.00	
			(792,832,387.08)
(1,187,027,192.04)	GENERAL FUND		
	Opening Balance as on 01-04-2018	(1,187,027,192.04)	
	Add : Suplus for the year	394,194,804.96	
			510,742,200.49
	CURRENT LIABILITIES		
489,730,774.43	Grant for other Universities & Colleges		
44,025,340.00	Caution Money Payable	49,997,440.00	
39,803,607.43	Other Liabilities	31,559,815.49	
296,578,022.00	Prime & Chief Minister Fund	429,040,404.00	
144,541.00	Security Deposit	144,541.00	
			306,266,374.72
	RESEARCH CELL		
168,918,534.22	RESEARCH SCHEME	213,096,254.88	
1,652,151.00	MD PHD ICMR PROGRAMME	1,995,385.00	
58,072,932.94	FCRA RESEARCH SCHEME	91,174,734.84	
			23,091,763.00
5,125,596.00	KGMU HOSPITAL REVOLVING FUND		
	OTHER LIABILITIES		

16,546,113,797.85

17,380,620,752.00

Annexed to our compilation report of even date.
for Madhur Jain & Co.
Chartered Accountants

Place : Lucknow
Dated: 18/04/2020



(Madhur Jain) Partner
(Renu Verma) Sr. F & A/C Officer

(Mohd. Zama) Finance Officer

(Dr. M. L. B. Bhatt) Vice Chancellor

Senior Finance & Account Officer
King George's Medical University,
Uttar Pradesh Lucknow

King George's Medical University, Uttar Pradesh
Lucknow
For G.J. Nigam & Co.
Chartered Accountants

FRN-00510C

04/06/2020 M.N. 073975

KING GEORGE'S MEDICAL UNIVERSITY, UTTAR PRADESH
LUCKNOW

(3)

INCOME AND EXPENDITURE ACCOUNT FOR THE YEAR ENDED ON 31st MARCH 2019

PREVIOUS YEAR (RS.)	EXPENDITURE	AMOUNTS(RS.)	AMOUNTS(RS.)
			4,674,946,917.00
4,251,928,729.00	<u>TO SALARY</u>	3,409,170,587.00	
	Basic, Grade Pay & Dearness Allowance	6,274,494.00	
	City Compensatory Allowance	128,919,626.00	
	House Rent Allowance	98,800,191.00	
	Non Practising Allowance	4,572,258.00	
	Washing Allowance	897,943.00	
	Other Salary/Arrear	50,127,956.00	
	Academic Allowance	41,403.00	
	Telephone Allowance	22,417,803.00	
	Travelling and Conveyance Allowance	254,160.00	
	Proctorial Allowance	15,206,961.00	
	Nursing Allowance	3,184,828.00	
	Uniform Allowance	122,053,223.00	
	CPF Employer Contribution	43,870,349.00	
	Patient Care	64,694,692.00	
	Transporation Allowance	36,456,643.00	
	Conference Expenses	23,416,231.00	
	LRA & Tution Fee etc	157,963.00	
	Other Allowance	5,248,315.00	
	Leave Travel Allowance (LTC & HTC)	1,334,372.00	
	Family Planning	637,846,919.00	
	Wages(Contract)		
			21,739,470.22
	<u>TO ADMINISTRATIVE EXPENSES</u>	5,835,809.22	
2,909,286.00	Telephone Expenses	7,938,299.00	
5,917,406.00	Travelling & Conveyance	7,359,077.00	
5,201,285.00	Vehicle Maintenance & POL	606,285.00	
5,976,173.00	Convocation Expenses		
			359,424,688.00
	<u>TO ELECTRICITY & WATER EXPENSES</u>	353,301,834.00	
395,175,936.00	Electricity Charges	6,093,454.00	
3,670,355.00	Generator Operating Expenses	29,400.00	
10,962,926.00	Water Tax		
			1,239,885,807.48
	<u>TO HOSPITAL SERVICES EXPENSES</u>		
661,209,511.90	Medicine & Consumables Consumed:	74,243,312.40	
	Opening Stock as on 01.04.2018	654,823,733.00	
	Add Procured during the year	729,067,045.40	
		78,719,004.92	
	Less: Closing Stock as on 31.03.2019	650,348,040.48	
		5,598,787.00	
11,712,429.00	Linen Expenses	48,648,182.00	
28,590,695.00	Medical Gases	2,051,158.00	
2,002,553.00	Other Expenses	33,744,302.00	
26,042,904.00	Cleaning Charges	107,833,208.00	
99,427,991.00	Patient Food Expenses		
10,000,000.00	Enrolling for Institute of Eminence	5,882,300.00	
2,790,000.00	Registration Fee for MCI		
2,202,300.00	Registration Fee for India Nursing Council		
131,973,058.00	Investigation Contract Expenses	186,239,406.00	



Senior Finance & Account Officer
King George's Medical University
Uttar Pradesh Lucknow

As Per Our Report of Even
For G.J. Nigam & C
Chartered Accountant
FAN 005150C

M.N. 073975
PART I

04/06/2020
Lucknow

85,965,324.00	CT/MRI Contract Expenses	101,767,980.00	
14,144,903.00	Medical Reimbursement	42,067,973.00	
52,704,741.00	Security Guard Expenses	22,937,682.00	
16,363,716.00	Biomedical Waste Collection Expenses	23,276,336.00	
10,197,412.00	X-Ray Film	7,093,193.00	
-	Private Ward Contract Expenses	2,397,260.00	
			71,841,745.00
	TO MAINTENANCE -BUILDING & OTHERS		
70,527,690.00	Repair & Maintenance Building	70,324,364.00	
2,562,273.00	Repairs & Maintenance Others	1,517,381.00	
			150,017,303.53
122,913,924.19	TO MAINTENANCE -ELECTRICAL & EQUIPMENT		
	Consumables Consumed:	459,424.45	
	Opening Stock of consumables of 01.04.2018	66,081,181.00	
	Repairs & Maintenance incurred	66,540,605.45	
		452,394.92	
	Less Closing Stock of Consumables of 31.03.2019	66,088,210.53	
		83,929,093.00	
	Add: Annual Maintenance Charges		96,334,374.41
	TO OFFICE EXPENSES		
7,725,578.00	Advertisement Expenses	9,945,504.00	
26,403.00	Bank Charges	26,218.29	
265,882.00	Garden Upkeep Expenses	961,965.00	
1,957,607.00	Legal Expenses	1,512,711.00	
9,642,124.00	Stationery Items	6,264,086.50	
240,812.00	Postage Expenses	218,661.00	
12,785,837.00	Printing & Publication	18,545,287.00	
2,733,455.00	Refreshment	2,050,289.00	
13,184,026.00	Computer Expenses	9,353,701.65	
18,238,188.00	Rent, Rates & Taxes	3,564,889.00	
2,908,160.00	Professional Charges	3,650,805.00	
376,342.00	Website Expenses	116,232.00	
298,186.00	Software Expenses	1,847,114.00	
1,892,032.00	Wages & Honorarium etc.	3,959,500.00	
3,563,013.00	Furniture Repairs & Decoration	6,157,490.00	
14,924,158.46	Other Office Expenses	21,549,015.97	
1,492,184.00	Photocopy Machine Expenses	1,087,679.00	
60,112.00	Lease Rent	60,112.00	
-	Scrap Sale of Vehicle Transferred to Treasure	325,500.00	
-	Pest Control Expenses	5,137,614.00	
			27,021,706.00
	TO STUDENT ACTIVITY EXPENSES		
285,664.00	Activity Expenses	704,550.00	
11,856,737.00	Examination Expenses	11,470,058.00	
1,397,767.00	Examiners Traveling Expenses	1,216,775.00	
-	Confidential Expense Examination Cell	328,956.00	
1,141,702.00	Medal/ Prize Expenses	799,311.00	
14,728,076.00	Fee Refunded to Students	12,502,056.00	
			34,174,500.00
	TO INTEREST REFUND TO GOVERNMENT AGAINST EQUIPMENT GRANT		
15,659,800.00	TO AUDIT FEES		
223,952,599.00	TO ASADHAYA PATIENTS EXPENSES		228,905,694.00
30,097,678.00	TO BPL PATIENTS EXPENSES		27,761,685.00



Senior Finance & Accounts Officer
 King George's Medical University
 Uttar Pradesh Lucknow

As Per Our Report of Even Date
 For G.J. Nigam & Co.
 Chartered Accountants
 F.R.N. 0051501

M.N-073975
 PARTNER
 04/06/2020

580,230,111.00

5

4,703,828.00 TO DEPRECIATION

1,692,748.00

1,394,287.00 TO RALC WORKSHOP
Consumables Purchased
Office Expenses1,682,748.00
10,000.00136,427.00 To Dean Student Welfare

1,099,825.00

1,057,630.00 To University Enviroment CommitteeRepair & Maintenance Buildings
Repair & Maintenance E/M
Annual Maintenance Contract
Dressing & Surgicals
Postage & Courier
Telephone Expenses
Office Expenses
Printing & Stationery
Computer Expenses
Camera Expenses
Consultancy Charges
Conveyence
Honorarium
Refreshment
Registration Charges
Travelling Expense391,208.00
217,103.00
7,450.00
5,460.00
460.00
2,100.00
205,314.00
73,388.00
60,539.00
14,960.00
89,600.00
2,000.00
8,000.00
1,615.00
13,128.00
7,500.00653,937.00 To Department of Plastic SurgeryOffice Expenses
Salary on Contract
Refund to Patient
Annual Maintenance Contarct31,495.00
339,790.00
420,378.00
4,800.00

796,463.00

51,498,320.00 To Department of Blood Bank (Chikitsa Sudhar Samiti, Rajkiya Rakt Kosh)Bank Charges
Computer Expenses
Dressing, Reagents, Surgicals etc
Fooding Expenses
Gift & Momentos
Medicine & Consumables
Office Expenses
Photograpy & Videography
Printing & Publication
Refreshments
Repair & Maintenance Buildings
Repair & Maintenance E/M
Stationery
Travelling Expenses
Vehcile Running & Maintenance
Hiring of Tent & light
Hiring Charges Of SCC1,090.00
368,975.00
11,972,393.00
292,300.00
17,920.00
160,312.00
294,141.00
73,396.00
106,154.00
53,274.00
488,277.00
750,057.00
140,146.00
26,619.00
227,228.00
115,350.00
103,780.00

15,191,412.00

207,302.00 To Department of Pathology (The HOD Path & Path & Bact)Bank Charges
Dressing & Surgicals
Office Expenses
Printing & Stationery
Repair & Maintenance Furniture236.00
32,400.00
15,096.00
252,520.00
129,675.00

429,927.00



Senior Finance & Account Officer
King George's Medical University
Uttar Pradesh Lucknow

Our Report of Even D
For G.J. Nigam & Co.
Chartered Accountants
FRM 051

M.N. 073975
PARTNER

04/06/2020

820,677.73	<u>To Department of Paediatric (SNCU)</u>	8,346,000.00	
	Grant Refund to DHS	40,821.00	
	Computer Expenses	54,000.00	
	Accomodation Charges	16,756.00	
	Advertising Expenses	747,585.00	
	Invetigation Charges	2,434,321.94	
	Medicine & Consumables	40,348.70	
	Office Expenses	78,563.00	
	Printing & Stationery	2,126.00	
	Repair & Maintenance E/M	696.00	
	Postage & Courier	50,229.90	
	Fooding Expenses	4,671.00	
	Telephone Expenses	11,985.00	
	Travelling & Conveyance	5,277,786.93	
	Salary on Contract	73,358.00	
	TA/DA	7,125.00	
	Annual Maintenance Expenses		966,164.00
768,444.00	<u>To Urology Clinics</u>	6,400.00	
	Annual Maintenance Expenses	244,050.00	
	Office Expenses	141,256.00	
	Repair & Maintenance Building	264,252.00	
	Repair & Maintenance E/M	7,392.00	
	Stationery	96,075.00	
	Medicine & Consumables	151,590.00	
	Linen Expenses	42,936.00	
	Computer Expenses	12,213.00	
	Repair & Maintenance Furniture		1,220,511.00
827,446.00	<u>To Urology Poor & Needy Patient Relief Fund</u>	570,738.00	
	Dressing & Surgicals	440.00	
	Bank Charges	21,728.00	
	Repair & Maintenance E/M	627,605.00	
	Patient Expenses		507,017.00
619,115.00	<u>To Urology Research & Academic Development Fund</u>	440.00	
	Bank Charges	6,000.00	
	Gift & Momentos	98,000.00	
	Honararium /Remuneration	18,051.00	
	Printing & Publication	98,550.00	
	Repair & Maintenance E/M	61,383.00	
	Stationery	203,950.00	
	Computer Expenses	20,643.00	
	Telephone Expenses		362,261.96
2,375,309.00	<u>To Incharge Trauma</u>	440.00	
	Bank Charges	361,821.96	
	Miscellenious Expenses		760,494.28
-	<u>To NHMS Grant Refund</u>		3,427,605.00
2,586,112.00	<u>To NSV Expenses</u>	793,551.00	
	Advertising Expenses	51,482.00	
	Computer Expenses	358,882.00	
	Dressing & Surgicals	25,151.00	
	Lodding Expenses	71,726.00	
	Office Expenses	288,000.00	
	Refreshments/Fooding	1,240,467.00	
	Honararium/Remuneration		



Senior Finance & Account Officer
King George's Medical University
Uttar Pradesh Lucknow

Our Report of Even D
For G.J. Nigam & Co
Chartered Accountants

M.N-07397
PARTNER

04/06/2024
Lucknow

Photocopy Expenses	237,196.00
Travelling & Conveyance	94,500.00
Postage & courier	20,579.00
Medicine & Consumables	246,071.00

7

33,403,652.00

To NRHM

Dean Nursing	11,798,000.00
HOD Paediatric	2,500,000.00
HOD Urology	2,086,377.00
Research Cell	2,074,275.00
Milk Bank	9,950,000.00
Refund to Additionalities under NHM Lko	4,995,000.00

1,025,000.00 To KGMU Paramedical Institute of Medical Science

Departments Share

Share of Athletic Association

131,600.00

10,703,373.00 Paramedical Expenses

Examination Fee paid to UP State Medical Faculty	1,048,750.00
Lecture Expense	626,080.00
Repair & Maintenance	11,800.00
Salary On Contract	5,069,377.00
Computer Expense	27,453.00
Gifts & Mementoes	56,196.00
Conference Expenses	6,000.00
Office Expenses	103,664.00
Printing & Stationery	120,319.00
Students Expenses	20,000.00
Telephone Expenses	16,621.00
Travelling Expenses	29,058.00
Fee Refund to Student	1,205,400.00
Refreshment	49,682.00
Tent & Decoration Expenses	32,300.00
Postage	41.00
Student Training Expenses	15,000.00
Surgical Expenses	1,198.00
Fooding Expenses	61,045.00
Depreciation	360,221.00
Bank Charges	1,856.00

8,862,061.00

184,005,221.45 To Research Cell

Extramural Research Grants Utilised	152,421,420.30
Intramural Research Project	2,020,886.00
MD Phd. Grant Utilised	11,133,221.00
Honorarium to Teachers & Ethical Comm. Members etc.	313,918.00
Showcase Expenses	188,308.00
Workshop Expenses	3,000.00
Travelling & Conveyance Expenses	76,309.00
Printing & Stationery	195,244.00
Repairs & Maintenance	24,469.00
Salary to Staff & Professional Charges etc.	4,807,918.00
Meeting & Conference Expenses	121,696.00
Bank Charges	28,112.78
Computer Expenses	640,617.00
Fax, Postage & Courier Expenses	32,124.00
Medicine & consumable	1,120,756.00
Patient Expenses	532,369.00

176,113,266.08



M. N. Jain

Senior Finance & Account Officer
King George's Medical University
Uttar Pradesh Lucknow

For Our Report of Even
For G.J. Nigam & Co.
Chartered Accountant

G. Nigam
M.N.-07397
PART
04/06/2020
Lucknow

Depreciation	439,959.00
Legal Expenses	1,345,200.00
Office Expenses	45,143.00
Financial Assistance for journal Publication	149,565.00
Advertisement Expenses	119,776.00
Audit Fee	353,264.00

<u>To FCRA RESEARCH GRANT UTILISED</u>		1,285,345.00
888,340.00	<u>a) JDF Project (Peadiatric Onclogy Support)</u>	
187,409.00	<u>b) Cross cultural Reliability and validity of Intermediate measuresImprove congnition in Schizophrenia (MATRICS)</u>	107,253.00
20,068,567.00	<u>c) Surveillance for Radiological Pneumonia in children under 5years of age in Uttar Pradesh and Bihar Project</u>	17,620,263.00
996,424.00	<u>d) I-HAT, U.P. Pneumonia & Diarrhea Project</u>	3,659,725.00
369,816.00	<u>e) Infant Traumatic Brain Injury: A hidden epidemic in India</u>	332,802.00
3,423,604.00	<u>f) To assess the effectiveness of various communication</u>	1,573,836.57
348,891.00	<u>g) Project Grant Program JDF</u>	268,297.00
766,357.00	<u>Partography</u>	773,326.00
8,515,301.00	<u>i) Implementation Research.....Govt of India</u>	8,706,074.00
361,903.00	<u>j) Palliative Care in Cancer Patients</u>	429,302.00
318,612.00	<u>k) The Indo American Spine Alliences</u>	
64,828.00	<u>l) Investigation of Rheumatic AF treatmnet using</u>	225,622.00
	<u>m) Strengthening Laoratory...Vaccine (PCV) rollout</u>	624,670.00
	<u>n) Metobolic profiling of body....neurological rcovey</u>	224,361.00
4,909,985.92	<u>TO COMMUNITY EYE BANK EXPENSES</u>	6,623,365.96
	Bank Charges	851.75
	Salary A/c	2,714,778.00
	Fooding, Lodging & Refreshment	67,114.00
	Miscellanious Exp	108,327.00
	Travel Expenses	183,356.00
	Consumables	2,074,198.10
	Honorarium/Remuneration	201,350.00
	Office Expenses	60,321.00
	Printing & Stationary	192,689.75
	Professional Expense	17,700.00
	Repair & Maintenance	22,247.00
	Telephone Expenses	4,651.00
	Training & Development Expenses	20,876.36
	Linen Expenses	63,454.00
	Deprication	891,452.00



Senior Finance & Account Officer
 King George's Medical University
 Uttar Pradesh Lucknow

AS Per Our Report of Even
 For G.J. Nigam & C
 Chartered Accountants
 PAN 505150C
 M.N-0739
 PAR

04/06/2020
 Lucknow

2,868.39 TO KGMU HOSPITAL REVOLVING FUND

65,529,577.63

9

Medicine, Dressing & Surgical Purchase	4,029,083.70
Opening Stock as on 01.04.2018	90,782,869.24
Add Procured during the year	94,811,952.94
	<hr/>
Less: Closing Stock as on 31.03.2019	30,135,568.31
	<hr/>
	64,676,384.63
Professional Charges	584,516.00
Advertisement Expenses	136,643.00
Manpower Expenses	131,388.00
Misc. Expenses	80.00
Bank Charges	566.00
	<hr/>

197,463,479.29 By Surplus for the year transferred to balance Sheet


394,194,804.96

7,507,956,458.33

8,276,614,007.55

Annexed to our compilation report of even date.
for Madhur Jain & Co.

Chartered Accountants



Place : Lucknow

Dated: 18/09/2020

(Renu Verma)

Sr. F. & A/C Officer

(Mohd. Zama)

Finance Officer

(Dr. M. L. B. Bhatt)

Vice Chancellor

Vice Chancellor

Senior Finance & Account Officer
King George's Medical University
Uttar Pradesh Lucknow

Finance Officer

King George's Medical University, Uttar Pradesh
K. G's. Medical University, U.P. Lucknow
LUCKNOW

As Per Our Report of Even Date'
For G.J. Nigam & Co.

Chartered Accountants

FRN-005150C

M.N. 073975
PARTNER

04/06/2020

Lucknow

UDIN: 20073975AAAA B08124

King George's Medical University, U.P. Lucknow
ANNEXURE "1A" TO BALANCE SHEET AS 31.03.2019

SCHEDULE	DEPRECIATION RATE %	Opening W.D.V. As on 01.04.2018 Rs.	Addition during the year Rs.	Total Rs.	Depreciation for the year Rs.	W.D.V. As on 31.03.2019 Rs.
VEHICLES	15%	2,418,257,409.92	759,286,202.19	3,177,543,612.11	476,631,542.00	2,700,912,070.11
FURNITURE & FIXTURE	10%	118,883,763.78	19,178,855.00	138,062,618.78	13,806,262.00	124,256,356.78
OFFICE EQUIPMENT	15%	8,460,002.79	6,792,265.00	15,252,267.79	2,287,840.00	12,964,427.79
LABORATORY EQUIPMENT	15%	47,073,538.71	6,235,532.00	53,309,070.71	7,996,361.00	45,312,709.71
SCIENTIFIC EQUIPMENT	15%	45,949,995.88	8,704,351.00	54,654,346.88	8,198,152.00	46,456,194.88
LIBRARY BOOKS & JOURNALS	15%	92,030,251.14	39,765,801.50	131,796,052.64	19,769,408.00	112,026,644.64
VEHICLES	15%	17,461,689.66	2,932,337.00	20,394,026.66	3,059,104.00	17,334,922.66
COMPUTERS & PRINTERS	40%	17,587,094.05	5,188,967.00	22,776,061.05	9,110,424.00	13,665,637.05
GENERATORS	15%	3,556,642.98	-	3,556,642.98	533,496.00	3,023,146.98
TELECOMMUNICATION	15%	721,371.71	-	721,371.71	108,206.00	613,165.71
BUILDINGS	10%	387,293,160.42	-	387,293,160.42	38,729,316.00	348,563,844.42
LAND	0%	77,630,829.00	-	77,630,829.00	-	77,630,829.00
BUILDINGS WIP PENDING CAPITALISATION		8,205,631,109.00	-	8,205,631,109.00	-	8,205,631,109.00
TOTAL		11,440,536,859.05	848,084,310.69	12,288,621,169.74	580,230,111.00	11,708,391,058.74
MOVABLE ASSETS ACQUIRED PRIOR TO 01.04.1981 (at notional Value)		3,084.00	-	3,084.00	-	3,084.00
BUILDINGS ERECTED PRIOR TO 01.04.1981 (at notional Value)		8,100,000.00	-	8,100,000.00	-	8,100,000.00
LAND (at notional value)		100,000.00	-	100,000.00	-	100,000.00
TOTAL (A)		11,448,739,943.05	848,084,310.69	12,296,824,253.74	580,230,111.00	11,716,594,142.74

INSTITUTE OF PARAMEDICAL SCIENCES
FIXED ASSETS SCHEDULE

PARTICULARS	DEPRECIATION RATE %	Opening W.D.V. As on 01.04.2018 Rs.	Addition during the year Rs.	Total Rs.	Depreciation for the year Rs.	W.D.V. As on 31.03.2019 Rs.
FURNITURE & FIXTURE	10%	61,888.00	-	61,888.00	6,189.00	55,699.00
OTHERS EQUIPMENT	15%	331,599.00	-	331,599.00	49,740.00	281,859.00
OFFICE EQUIPMENT	15%	231,825.00	-	231,825.00	34,774.00	197,051.00
BOOKS & JOURNALS	15%	827.00	-	827.00	124.00	703.00
COMPUTERS & PRINTERS	40%	657,985.00	15,500.00	673,485.00	269,394.00	404,091.00
TOTAL (B)		1,284,124.00	15,500.00	1,299,624.00	360,221.00	939,403.00
GRAND TOTAL (A+B)		11,450,024,067.05	848,099,810.69	12,298,123,877.74	580,590,332.00	11,717,533,545.74

Annexed to our compilation report of even date.
for Madhur Jain & Co.,
Chartered Accountants

Place : Lucknow
Dated: 18/09/2019


(Madhur Jain)
Partner


(Renu Verma)
Sr. F & A/C Officer


(Mohd. Zama)
Finance Officer


(Dr. M. L. B. Bhatt)
Vice Chancellor
Vice Chancellor
King George's Medical University, Uttar Pradesh, Lucknow

Senior Finance & Account Officer
King George's Medical University, Uttar Pradesh, Lucknow
K.G's. Medical University, U.P.
LUCKNOW



RESEARCH CELL

20

KING GEORGE'S MEDICAL UNIVERSITY UTTAR PRADESH, LUCKNOW

ANNEXURE "1B" TO BALANCE SHEET AS 31.03.2019

ASSETS SCHEDULE
PARTICULARS

PARTICULARS	DEPRECIATION RATE %	Opening W.D.V. As on 01.04.2018 Rs.	Addition during the year Rs.	Total Rs.	Depreciation for the year Rs.	W.D.V. As on 31.03.2019 Rs.
AIR CONDITIONER	15%	34,336.80	-	34,336.80	5,151.00	29,185.80
ALMIRAH	10%	46,734.00	34,990.00	81,724.00	8,172.00	73,552.00
BLUE STAR AC	15%	2,677.15	-	2,677.15	402.00	2,275.15
COMPUTER	40%	11,754.00	117,300.00	129,054.00	51,622.00	77,432.00
CONFERENCE HALL RENOVATION	10%	70,022.10	-	70,022.10	7,002.00	63,020.10
CONSTANT VOLTAGE TRANSFORMER	15%	3,678.35	-	3,678.35	537.00	3,041.35
FAX MACHINE	15%	1,905.25	-	1,905.25	286.00	1,619.25
FLOOR SCRUBBING & VACUUM	15%	4,286.80	-	4,286.80	643.00	3,643.80
FURNITURE	10%	1,265,081.00	-	1,265,081.00	126,508.00	1,138,573.00
INVERTOR	15%	1,427.15	-	1,427.15	214.00	1,213.15
LAPTOP COMPUTER	40%	2,017.20	-	2,017.20	807.00	1,210.20
MAGNETIC WHITE BOARD	10%	17,941.80	-	17,941.80	1,794.00	16,147.80
MOBILE PHONE	15%	331.35	-	331.35	50.00	281.35
MODI XEROX-PHOTO COPIER	15%	263,314.00	-	263,314.00	39,497.00	223,817.00
PRINTER	15%	83,634.60	66,151.00	149,785.60	22,468.00	127,317.60
REFRIDGERATOR	15%	2,401.00	-	2,401.00	360.00	2,041.00
SONY PLASMA TV	15%	2,401.00	-	2,401.00	360.00	2,041.00
STABILISER	15%	82,623.10	-	82,623.10	12,393.00	70,230.10
UPS	15%	3,032.75	-	3,032.75	455.00	2,577.75
WATER PURIFIER SYSTEM	15%	5,107.50	-	5,107.50	766.00	4,341.50
CORDLESS PHONE	15%	21,447.20	-	21,447.20	3,217.00	18,230.20
EPABX SYSTEM	15%	6,995.00	-	6,995.00	1,049.00	5,946.00
MULTIMEDIA DATA PROJECTOR	15%	7,829.00	-	7,829.00	1,174.00	6,655.00
A C PLANT	15%	43,293.00	-	43,293.00	6,494.00	36,799.00
COLD STORAGE	15%	425,867.00	-	425,867.00	63,880.00	361,987.00
COMPACTOR	10%	491,664.00	-	491,664.00	73,750.00	417,914.00
TOTAL		112,684.00	-	112,684.00	11,268.00	101,416.00
TOTAL		3,011,985.10	218,441.00	3,230,426.10	439,959.00	2,790,467.10

FCRA FIXED ASSETS SCHEDULE AS ON 31.03.2018

PARTICULARS	DEPRECIATION RATE %	Opening W.D.V. As on 01.04.2018 Rs.	Addition during the year Rs.	Total Rs.	Depreciation for the year Rs.	W.D.V. As on 31.03.2019 Rs.
Airflow Hood	15%	108,375.00	-	108,375.00	16,256.00	92,119.00
Equipment	15%	16,323.00	187,120.00	203,443.00	30,516.00	172,927.00
Furniture	10%	140,506.00	5,660.00	146,166.00	14,617.00	131,549.00
Kerato Analyzer Model Cell Check-D	15%	1,499,187.00	-	1,499,187.00	224,878.00	1,274,309.00
Mobile Phone	15%	7,455.00	-	7,455.00	1,118.00	6,337.00
Parasonic Japan Refrigerator	15%	492,022.00	-	492,022.00	73,803.00	418,219.00
Projector	15%	-	29,000.00	29,000.00	4,350.00	24,650.00
Printer	15%	29,333.00	-	29,333.00	4,400.00	24,933.00
Renovation Work at Trauma	10%	3,335,146.00	-	3,335,146.00	333,515.00	3,001,631.00
Slit Lamp Imaging System with software	40%	96,163.00	243,148.00	339,311.00	135,724.00	203,587.00
Television	15%	33,221.00	-	33,221.00	4,983.00	28,238.00
Tuttnauer Autoclave Model 2540EKA	15%	284,484.00	-	284,484.00	42,673.00	241,811.00
Circular Chart Recorder	15%	15,654.72	-	15,654.72	2,348.00	13,306.72
Ophthalmic Diagnosis (Manual)	15%	15,137.00	-	15,137.00	2,271.00	12,866.00
TOTAL		6,073,006.72	464,928.00	6,537,934.72	891,452.00	5,646,482.72
GRAND TOTAL		9,084,991.82	683,369.00	9,768,360.82	1,331,411.00	8,436,949.82

Annexed to our completion report of even date.
for Madhur Jain & Co.,
Chartered Accountants

Place : Lucknow
Dated: 18/09/2019
Madhur Jain
(Madhur Jain)
Partner

R.K. Garg
(Prof R. K. Garg)
Faculty In-Charge

Renu Verma
(Renu Verma)
Sr. F & A/C Officer

Mohd. Zama
(Mohd. Zama)
Finance Officer

Prof. R.K. Garg
Faculty In-charge, Research Cell
King George's Medical University, UP
Lucknow

Senior Finance & Account Officer
King George's Medical University
Uttar Pradesh Lucknow

Finance Officer
K. G's. Medical University,
LUCKNOW

2017-18 (Criterion 4.1.4)

Amount of expenditure incurred, excluding salary, for infrastructure development and augmentation (INR in lakhs)	Total Expenditure excluding Salary (INR in lakhs)	Percentage per year
50779.92	53114.31	95.60

Summary- 2017-18 (Criterion 4.1.4)

	Items	Amount	Page number
Add	Expenditure	7507956458.33	9
Add	Assets expenditure Annexure 1A	2269473179.29	27
Add	Assets expenditure Annexure 1B	140285.72	28
Minus	Salary	4251928729	3
Minus	Repairs & Maintenance Building	70527690	4
Minus	Repairs & Maintenance Others	2562273	4
Minus	Repairs & Maintenance incurred	53365585	4
Minus	Annual Maintenance Charges	69362589	4
Minus	Student activity expenses	29409946	4
Minus	RALC Workshop	1394287	5
Minus	Salary on Contract (plastic surgery)	328955	5
Minus	Salary on Contract (pediatrics)	3878859.96	6
Minus	Urology Research & Academic Development Fund	619115	6
Minus	Paramedical expenses	10703373	7
Minus	Salary to Staff (Research Cell)	5834046	8
Minus	Salary (Community Eye Bank)	2198353	9
Minus	Surplus transferred to balance sheet	197463479.29	9

Compiled from the final accounts of King George's Medical University produced before.



4.1.4

(1)

**KING GEORGE'S MEDICAL UNIVERSITY, UTTAR PRADESH
LUCKNOW**

BALANCE SHEET AS AT 31st MARCH 2018

PREVIOUS YEAR (RS.)	LIABILITIES	AMOUNTS(RS.)	AMOUNTS(RS.)
15,650,110,880.87	CAPITAL FUND		16,617,340,916.87
	Opening Balance as on 01-04-2017	15,650,110,880.87	
	Uttar Pradesh Power Corporation Ltd.	46,830,000.00	
	Plan Grant Received from UP State Government	1,332,970,000.00	
		17,029,910,880.87	
	Less Fund Transferred to I & E A/c to the extent of depreciation charged on assets procured out of Capital Grants	325,420,964.00	
	Less Refund of Capital Grant to State Government	87,149,000.00	
		11,748,574.00	11,748,574.00
	CORPUS FUND		
889,448.00	FCRA	993,574.00	
8,455,000.00	MEDAL	10,455,000.00	
-	PARAMEDICAL A/C	300,000.00	
		11,748,574.00	
(1,384,490,671.33)	GENERAL FUND		(1,187,027,192.04)
	Opening Balance as on 01-04-2017	(1,384,490,671.33)	
	Add : Suplus for the year	197,463,479.29	
		(1,187,027,192.04)	
	CURRENT LIABILITIES		870,282,284.86
2,600,001,486.93	Grant for other Universities & Colleges	489,730,774.43	
41,455,340.00	Caution Money Payable	44,025,340.00	
222,793,275.04	Other Liabilities	336,381,629.43	
144,541.00	Security Deposit	144,541.00	
		870,282,284.86	
216,054,575.99	RESEARCH CELL		228,643,618.16
	RESEARCH SCHEME	168,918,534.22	
	MD PHD ICMR PROGRAMME	1,652,151.00	
	FCRA RESEARCH SCHEME	58,072,932.94	
		228,643,618.16	
	KGMU HOSPITAL REVOLVING FUND		5,125,596.00
	OTHER LIABILITIES		5,125,596.00
17,355,413,876.49			16,546,113,797.85

Annexed to our compilation report of even date.
for Madhur Jain & Co.
Chartered Accountants

Place : Lucknow
Dated: 13.9.18



(Renu Verma)
Sr. F & A/C Officer

(Mouli Parashar) Finance Officer (Dr. M. L. B. Bhatt) Vice-Chancellor

K.G.M.U. Medical University, Lucknow
Senior Finance Officer
King George's Medical University, Lucknow
Uttar Pradesh

King George's Medical University, Uttar Pradesh
LUCKNOW

As per Our Report of Even Date
For **G.J. Nigam & Co.**
Chartered Accountants

FRN:00515DC

02-06-2020
Lucknow

PARTNER
M. No. 173975

KING GEORGE'S MEDICAL UNIVERSITY, UTTAR PRADESH
LUCKNOW

(3)

INCOME AND EXPENDITURE ACCOUNT FOR THE YEAR ENDED ON 31st MARCH 2018

PREVIOUS YEAR (RS.)	EXPENDITURE	AMOUNTS(RS.)	AMOUNTS(RS.)
3,430,137,029.00	TO SALARY		4,251,928,729.00
	Basic Pay	1,637,487,744.00	
	Grade Pay	114,645,857.00	
	Dearness Allowance	1,111,352,295.00	
	City Compensatory Allowance	5,447,613.00	
	House Rent Allowance	134,884,114.00	
	Non Practising Allowance	138,200,391.00	
	Washing Allowance	4,392,023.00	
	Other Salary/Arrear	434,389.00	
	Academic Allowance	61,149,829.00	
	Telephone Allowance	2,392,515.00	
	Travelling and Conveyance Allowance	43,642,286.00	
	Proctorial Allowance	191,370.00	
	Nursing Allowance	15,456,138.00	
	Uniform Allowance	3,132,230.00	
	CPF Employer Contribution	105,845,833.00	
	Patient Care	47,619,687.00	
	Transportation Allowance	67,000,358.00	
	Conference Expenses	36,112,912.00	
	LRA & Tution Fee etc	81,765,104.00	
	Other Allowance	631,084.00	
	Leave Travel Allowance	2,653,560.00	
	Family Planning	1,699,315.00	
	Wages(Contract)	645,792,282.00	
	TO ADMINISTRATIVE EXPENSES		20,004,150.00
754,903.00	Telephone Expenses	2,909,286.00	
8,469,494.00	Travelling & Conveyance	5,917,406.00	
6,079,386.00	Vehicle Maintenance & POL	5,201,285.00	
4,076,207.00	Convocation Expenses	5,976,173.00	
	TO ELECTRICITY & WATER EXPENSES		409,809,217.00
305,195,307.00	Electricity Charges	395,175,936.00	
5,504,976.00	Generator Operating Expenses	3,670,355.00	
18,087,171.00	Water Tax	10,962,926.00	
	TO HOSPITAL SERVICES EXPENSES		1,165,327,537.90
350,216,483.62	Medicine & Consumables Consumed:		
	Opening Stock as on 01.04.2017	38,217,658.05	
	Add Procured during the year	697,235,166.25	
		735,452,824.30	
	Less: Closing Stock as on 31.03.2018	74,243,312.40	
		661,209,511.90	
13,516,244.00	Linen Expenses	11,712,429.00	
38,462,153.00	Medical Gases	28,590,695.00	
1,504,838.00	Other Expenses	2,002,553.00	
16,938,209.00	Cleaning Charges	26,042,904.00	
75,437,090.00	Patient Food Expenses	99,427,991.00	
-	Enrolling for Institute of Eminence	10,000,000.00	
3,610,000.00	Registration Fee for MCI	2,790,000.00	



Senior Finance & Account Officer
King George's Medical University
Uttar Pradesh Lucknow

As Per Our Report of Even Date
For **G.J. Nigam & Co.**
Chartered Accountants

FRM ODSISDC

G. Nigam

PARTNER

02-06-2020

MADR.072073

74,600.00	Registration Fee for India Nursing Council	2,202,300.00	
242,786.00	Registration Fee for Atlas Course	-	
203,000.00	Registration Fee for NBE	-	
78,175,314.00	Investigation Contract Expenses	131,136,413.00	
35,604,175.00	CT/MRI Contract Expenses	95,965,324.00	
-	Share to Salubrity Medicare	836,645.00	
14,085,920.00	Medical Reimbursement	14,144,903.00	
16,721,087.00	Security Guard Expenses	52,704,741.00	
16,195,510.00	Biomedical Waste Collection Expenses	16,363,716.00	
2,608,138.00	X-Ray Film	10,197,412.00	
	TO MAINTENANCE -BUILDING & OTHERS		73,089,963.00
64,012,781.00	Repair & Maintenance Building	70,627,890.00	
2,962,688.00	Repairs & Maintenance Others	2,562,273.00	
	TO MAINTENANCE -ELECTRICAL & EQUIPMENT		122,913,924.19
95,808,757.11	Consumables Consumed:		
	Opening Stock of consumables of 01.04.2017	645,174.64	
	Repairs & Maintenance Incurred	53,365,685.00	
		54,010,759.64	
	Less Closing Stock of Consumables of 31.03.2018	459,424.45	
		53,551,335.19	
	Add: Annual Maintenance Charges	69,362,589.00	
	TO OFFICE EXPENSES		92,314,099.46
21,676,146.00	Advertisement Expenses	7,725,578.00	
25,316.00	Bank Charges	26,403.00	
93,876.00	Garden Upkeep Expenses	265,882.00	
2,478,749.00	Legal Expenses	1,957,607.00	
5,152,544.00	Stationery Items	9,642,124.00	
447,122.00	Postage Expenses	240,812.00	
6,691,942.00	Printing & Publication	12,785,837.00	
2,262,173.00	Refreshment	2,733,455.00	
10,922,207.00	Computer Expenses	13,184,026.00	
14,085,978.00	Rent, Rates & Taxes	18,238,188.00	
3,334,608.00	Professional Charges	2,908,160.00	
187,787.00	Website Expenses	376,342.00	
4,392,025.00	Software Expenses	298,186.00	
3,488,721.00	Wages & Honorarium etc.	1,892,032.00	
3,551,413.00	Furniture Repairs & Decoration	3,563,013.00	
15,304,887.00	Other Office Expenses	14,924,158.46	
2,237,883.00	Photocopy Machine Expenses	1,492,184.00	
266,750.00	Screatory State Medical Faculty	-	
60,112.00	Lease Rent	60,112.00	
7,400,928.13	Prior Period Items	-	
	TO STUDENT ACTIVITY EXPENSES		29,409,946.00
9,700.00	Activity Expenses	285,664.00	
4,513,667.00	Examination Expenses	11,856,737.00	
1,031,412.00	Examiners Travelling Expenses	1,397,767.00	
4,000,000.00	Confidential Expense Examination Cell	-	
-	Medal/ Prize Expenses	1,141,702.00	
-	Fee Refunded to Students	14,728,076.00	
	TO AUDIT FEES		15,659,800.00
100,326,826.00	TO ASADHAYA PATIENTS EXPENSES		223,952,599.00



Mahur Jain
13.9.18

Senior Finance & Account Officer
King George's Medical University
Uttar Pradesh Lucknow

As Per Our Report of Even C
For G.J. Nigam & Co
Chartered Accountants


02-06-2020

20,047,455.00	<u>TO BPL PATIENTS EXPENSES</u>		30,097,678.00
632,025.00	To Grant Refund for Acid Attack Patients		
356,586,611.00	<u>TO DEPRECIATION</u>		532,703,828.00
	<u>TO RALC WORKSHOP</u>		1,394,287.00
1,553,417.00	Consumables Purchased	1,374,287.00	
	Office Expenses	20,000.00	
601,976.00	<u>To Vice Chancellor's Office</u>		
977,126.00	<u>To Dean Student Welfare</u>		136,427.00
	Bank Charges	120.00	
	Travelling Expenses	97,307.00	
	Honorarium	39,000.00	
6,350,804.75	<u>To Unlversity Enviroment Committee</u>		1,057,630.00
	Repair & Maintenance Buildings	91,839.00	
	Repair & Maintenance E/M	613,693.50	
	Annual Maintenance Contract	4,650.00	
	Bank Charges	475.00	
	Dressing & Surgicals	3,056.00	
	Cleaning Expenses	196,116.00	
	Entertainment Expenses	1,400.00	
	Postage & Courier	505.00	
	Telephone Expenses	7,806.00	
	Wages & Honourarium	9,000.00	
	Office Expenses	12,000.00	
	Photocopy Expenses	1,727.00	
	Printing & Stationery	73,312.50	
	Computer Expenses	42,050.00	
447,855.00	<u>To Department of Plastic Surgery</u>		653,937.00
	Office Expenses	24,048.00	
	Repair & Maintenance E/M	850.00	
	Salary on Contract	328,955.00	
	Computer Expenses	5,700.00	
	Entertainment Expenses	10,250.00	
	Refund to Patient	279,334.00	
	Annual Maintenance Contarct	4,800.00	
69,645,996.00	<u>To Department of Blood Bank (Chikiisa Sudhar Samiti. Rajkiya Rakt Kos)</u>		51,498,320.00
	Annual Maintenance Expenses	878,299.00	
	Bank Charges	2,416.00	
	Computer Expenses	710,983.00	
	Dressing, Reagents, Surgicals etc	44,402,284.00	
	Medicine & Consumables	172,900.00	
	Office Expenses	675,974.00	
	Printing & Stationery	1,942,898.00	
	Refreshments	196,701.00	
	Repair & Maintenance Bulldings	400,580.00	
	Repair & Maintenance E/M	1,478,222.00	
	Repair & Maintenance Furniture	17,114.00	
	Telephone Expenses	19,725.00	


Senior Finance & Accounts Officer
 King George's Medical University
 Uttar Pradesh Lucknow

As Per Our Report of Even D
 For G.J. Nigam & Co.
 Chartered Accountants
 FRN 00515DC
 02-06-2020

	Vehcle Running & Maintenance	586,359.00	
	Website & Software Expenses	13,865.00	
			207,302.00
264,105.00	<u>To Department of Pathology (The HOD Path & Path & Bac)</u>		
	Bank Charges	236.00	
	Dressing & Surgicals	10,496.00	
	Wages	64,600.00	
	Office Expenses	15,000.00	
	Repair & Maintenance E/M	14,820.00	
	Repair & Maintenance Furniture	112,250.00	
			39,520,677.73
7,839,447.00	<u>To Department of Paediatric (SNCU)</u>		
	Grant Refund	32,879,939.72	
	Computer Expenses	10,250.00	
	Accomodation Charges	12,000.00	
	Advertising Expenses	1,974.00	
	Invetigation Charges	791,462.00	
	Medicine & Consumables	1,462,296.26	
	Office Expenses	187,067.70	
	Printing & Stationery	187,471.00	
	Refreshments	32,736.09	
	Salary On Contact	3,878,859.96	
	Postage & Courier	2,541.00	
	Telephone Expenses	11,387.00	
	Travelling & Conveyance	62,704.00	
			768,444.00
958,030.00	<u>To Urology Clinics</u>		
	Linin Expenses	119,866.00	
	Office Expenses	35,150.00	
	Repair & Maintenance Building	10,740.00	
	Repair & Maintenance E/M	215,756.00	
	Repair & Maintenance Furniture	173,807.00	
	Dressing & Surgicals	194,857.00	
	Printing & Stationery	17,668.00	
	Bank Charges	600.00	
			827,446.00
694,218.00	<u>To Urology Poor & Needy Patient Relief Fund</u>		
	Dressing & Surgicals	274,225.00	
	Bank Charges	320.00	
	Office Expenses	15,763.00	
	Linin Expenses	9,440.00	
	Medicine & Consumables	508,698.00	
	Repair & Maintenance	19,000.00	
			619,115.00
667,249.00	<u>To Urology Research & Academic Development Fund</u>		
	Remuneration	81,000.00	
	Telephone Expenses	84,219.00	
	Internet Charges	9,300.00	
	Office Expenses	6,000.00	
	Printing & Stationery	100,026.00	
	Computer Expenses	338,250.00	
	Bank Charges	320.00	
			2,375,309.00
2,042,830.00	<u>To Incharge Trauma</u>		
	Bank Charges	280.00	
	Office Expenses	44,130.00	
	Photocopier Expenses	12,400.00	



 Jain



 Senior Finance & Account Officer
 King George's Medical University
 Uttar Pradesh Lucknow

As Per Our Report of Even Date
 For G.J. Nigam & Co.
 Chartered Accountants
 FRN: 005752C

02-06-2020

Dressing & Surgical	1,233,333.00
Telephone Expenses	193,861.00
Repair & Maintenance Building	175,364.00
Repair & Maintenance E/M	453,137.00
Repair & Maintenance Furniture	227,990.00
Computer Expenses	29,834.00

1,493,797.00 To NHM ART Plus Centre

To NSV Expenses

2,586,112.00

Bank Charges	280.00
Advertising Expenses	743,107.00
Contingency Expenses	321,624.00
Refreshments/Fooding	219,600.00
Honorarium	318,600.00
Institutional Overheads	68,000.00
Medicine & Consumables	470,291.00
TA/ DA Expenses	406,210.00
Travelling Expenses	38,600.00

7,770,050.00 To KGMU Paramedical Institute of Medical Science

1,025,000.00

Departments Share

Share of DPMR	32,000.00
Share of Cardiology	151,200.00
Share of General Surgery	216,000.00
Share of Medicine	108,000.00
Share of Pathology	129,600.00
Share of Radiodiagnosis	269,400.00
Share of Trauma Surgery	118,800.00

Paramedical Expenses

10,703,373.00

Examination Fee paid to UP State Medical Faculty	937,500.00
Lecture Expense	184,000.00
Repair & Maintenance	337,249.00
Salary On Contract	4,505,665.00
Computer Expense	7,350.00
Gifts & Mementoes	103,869.00
Honorarium & Remuneration	3,309,390.00
Office Expenses	86,098.00
Printing & Stationery	96,092.00
Students Expenses	181,750.00
Telephone Expenses	18,707.00
Travelling Expenses	29,500.00
CME Workshop expenses	39,200.00
Fooding Expenses	309,842.00
Hiring Of Scientific Convention Centre	11,000.00
Depreciation	645,106.00
Bank Charges	1,055.00

143,978,792.00 To Research Cell

184,005,221.45

Extramural Research Grants Utilised	167,747,211.78
Intramural Research Project	1,021,955.00
MD Phd. Grant Utilised	6,936,444.00
Miscellaneous Expenses	14,723.00
Honorarium to Teachers & Ethical Comm. Members etc.	272,220.00
Showcase Expenses	90,800.00



Madhur Jain
13.9.18

As Per Our Report of Even Date'
For **G.J. Nigam & Co.**
Chartered Accountants
Senior Finance & Accountant
King George's Medical University
Uttar Pradesh Lucknow FRN:007520C

02-06-2020
Lucknow PARTNER

Workshop Expenses	6,500.00
Travelling & Conveyance Expenses	317,116.00
Printing & Stationery	136,008.00
Repairs & Maintenance	305,404.00
Salary to Staff & Professional Charges etc.	5,834,046.00
Meeting & Conference Expenses	301,876.00
Bank Charges	8,541.67
Computer Expenses	44,036.00
Fax, Postage & Courier Expenses	61,121.00
Photocopier Machine Expenses	21,856.00
Depreciation	449,220.00
Advertisement Expenses	386,146.00

	<u>To FCRA RESEARCH GRANT UTILISED</u>	36,310,052.00
785,647.00	a) <u>JDF Project (Peadiatric Oncology Support)</u>	888,340.00
297,431.00	b) <u>Cross cultural Reliability and validity of Intermediate measures Improve cognition in Schizophrenia (MATRICS)</u>	187,409.00
12,658,753.00	c) <u>Surveillance for Radiological Pneumonia in children under 5years of age in Uttar Pradesh and Bihar Project</u>	20,068,567.00
90,146.00	d) <u>MTA 70 Immunogenicity and Saftey of Meningococcal (group A, C, Y and W-135)..... Aged 9 to 23 months</u>	-
11,081,157.00	e) <u>I-HAT, U.P. Pneumonia & Diarrhea Project</u>	996,424.00
338,688.00	f) <u>Infant Traumatic Brain Injury: A hidden epidemic in India</u>	369,816.00
4,257,002.00	g) <u>To assess the effectiveness of various communication</u>	3,423,604.00
351,135.00	h) <u>Project Grant Program JDF</u>	348,891.00
66,549.00	i) <u>Library Upgradation</u>	-
205,666.00	j) <u>Improvement of.....Electronic Partography</u>	766,367.00
560,041.00	k) <u>Implementation Research.....Govt of India</u>	8,515,301.00
62,904.00	l) <u>Palliative Care in Cancer Patients</u>	361,903.00
-	m) <u>The Indo American Spine Alliances</u>	318,612.00
-	n) <u>Investigation of Rheumatic AF treatmnet using</u>	64,828.00
3,496,666.00	<u>TO COMMUNITY EYE BANK EXPENSES</u>	4,909,985.92
	Bank Charges	862.36
	Consumables	194,037.00
	Fooding & Refreshment	64,687.00



As Per Our Report of Even...
 For G.J. Nigam & Co
 Chartered Accountant
 Senior Finance & Account Officer
 King George's Medical University
 Uttar Pradesh Lucknow
 FRN 005150C

02-06-2020
 Lucknow
 FARTNI
 MNo 07397

Honorarium/Deputation Allowance	1,200.00
Office Expenses	66,881.36
Printing & Stationery	91,396.72
Professional Expense	11,800.00
Salary	2,198,353.00
Marketing Expenses	105,508.90
Telephone Expenses	13,963.00
Training & Development Expenses	80,585.00
Travel Expenses	144,075.44
Dressing & Surgicals	938,368.14
International Technical Assistance	63,409.00
Linen Expenses	33,276.00
Institutional Life Membership	10,000.00
Depreciation	891,683.00

TO KGMU HOSPITAL REVOLVING FUND

Purchase	4,882,643.39	4,882,868.39
Bank Charges	225.00	

365,026,176.41 By Surplus for the year transferred to balance Sheet

197,463,479.29


5,840,456,664.02

7,507,958,458.33

Annexed to our compilation report of even date.
for Madhur Jain & Co.
Chartered Accountants

Place: Lucknow
Dated: 13-9-18

Madhur Jain
(Madhur Jain)
Partner



(Renu Verma)
Sr. F & A/C Officer

(Dr. M. L. B. Bhatt)
Finance Officer
King George's Medical University, U.P.
LUCKNOW

(Dr. M. L. B. Bhatt)
Vice Chancellor
King George's Medical University, Uttar Pra
LUCKNOW

Senior Financial & Accounts Officer
King George's Medical University,
Uttar Pradesh Lucknow

As Per Our Report of Even Date
For G.J. Nigam & Co.
Chartered Accountants

FRN: 00515DC

G. Nigam

PARTNER

02-06-2020
Lucknow

M No 073975

UDIN: 20073975 AAAABN1658

K.G.'S MEDICAL UNIVERSITY, U.P. LUCKNOW
ANNEXURE "1A" TO BALANCE SHEET AS 31.03.2018

27

PARTICULARS	DEPRECIATION RATE %	Opening W.D.V. As on 01.04.2017 Rs.	Addition during the year Rs.	Total Rs.	Depreciation for the year Rs.	W.D.V. As on 31.03.2018 Rs.
EQUIPMENT	15%	1,339,350,374.63	1,505,658,343.29	2,845,008,717.92	426,751,308.00	2,418,257,409.9
FURNITURE & FIXTURE	10%	120,678,230.78	11,414,840.00	132,093,070.78	13,209,307.00	118,883,763.7
OFFICE EQUIPMENT	15%	7,739,188.79	2,213,758.00	9,952,944.79	1,492,942.00	8,460,002.7
LABORATORY EQUIPMENT	15%	54,206,757.71	1,173,076.00	55,380,833.71	8,307,095.00	47,073,538.7
ELECTRICAL EQUIPMENT	15%	46,860,950.88	7,197,868.00	54,058,818.88	8,108,823.00	45,949,995.8
BOOKS & JOURNALS	15%	84,059,919.14	24,210,965.00	108,270,884.14	16,240,633.00	92,030,251.1
VEHICLES	15%	20,543,163.66	-	20,543,163.66	3,081,474.00	17,461,689.6
COMPUTERS & PRINTERS	40%	13,652,573.05	15,659,250.00	29,311,823.05	11,724,729.00	17,587,094.0
GENERATORS	15%	4,184,285.99	-	4,184,285.99	627,643.00	3,556,642.9
TELECOMMUNICATION	15%	737,522.71	111,150.00	848,672.71	127,301.00	721,371.7
BUILDINGS	10%	430,325,733.42	-	430,325,733.42	43,032,573.00	387,293,160.4
LAND		77,630,829.00	-	77,630,829.00	-	77,630,829.0
BUILDINGS WIP PENDING CAPATIALISATION		7,505,343,949.00	700,287,160.00	8,205,631,109.00	-	8,205,631,109.0
TOTAL		9,705,313,478.76	2,267,927,208.29	11,973,240,687.05	532,703,828.00	11,440,536,859.0
MOVABLE ASSETS ACQUIRED PRIOR TO 01.04.1981 (at notional Value)		3,084.00	-	3,084.00	-	3,084.00
BUILDINGS ERECTED PRIOR TO 01.04.1981 (at notional Value)		8,100,000.00	-	8,100,000.00	-	8,100,000.00
LAND (at notional value)		100,000.00	-	100,000.00	-	100,000.00
TOTAL (A)		9,713,516,562.76	2,267,927,208.29	11,981,443,771.05	532,703,828.00	11,448,739,943.0

INSTITUTE OF PARAMEDICAL SCIENCES
FIXED ASSETS SCHEDULE

PARTICULARS	DEPRECIATION RATE %	Opening W.D.V. As on 01.04.2017 Rs.	Addition during the year Rs.	Total Rs.	Depreciation for the year Rs.	W.D.V. As on 31.03.2018 Rs.
FURNITURE & FIXTURE	10%	48,784.00	19,980.00	68,764.00	6,876.00	61,888.00
OTHERS EQUIPMENT	15%	141,126.00	248,991.00	390,117.00	58,518.00	331,599.00
OFFICE EQUIPMENT	15%	84,136.00	188,599.00	272,735.00	40,910.00	231,825.00
BOOKS & JOURNALS	15%	973.00	-	973.00	146.00	827.00
COMPUTERS & PRINTERS	40%	8,240.00	1,088,401.00	1,096,641.00	438,656.00	657,985.00
TOTAL (B)		283,259.00	1,545,971.00	1,829,230.00	545,106.00	1,284,124.00
GRAND TOTAL (A+B)		9,713,799,821.76	2,269,473,179.29	11,983,273,001.05	533,248,934.00	11,450,024,067.05


Annexed to our compilation report of even date.
for Madhur Jain & Co.,
Chartered Accountants

Place : Lucknow
Dated: 13.9.18


(Madhur Jain)
Partner



(Renu Verma)
Sr. F & A/C Officer


(Mohd. Zama) King George's Medical University
Finance Officer
VICE CHANCELLOR
Lucknow

Senior Finance Officer
King George's Medical University
Uttar Pradesh, Lucknow

K.G.'s Medical University, U.P.
LUCKNOW




RESEARCH CELL

28

KING GEORGE'S MEDICAL UNIVERSITY UTTAR PRADESH, LUCKNOW

ANNEXURE "1B" TO BALANCE SHEET AS 31.03.2018

SETS SCHEDULE

PARTICULARS	DEPRECIATION RATE %	Opening W.D.V.as on 01.04.2017 RS.	Addition during the year 2017-18 Rs.	Total Rs. As on 31.03.2018	Depreciation for the year 2017-18 Rs.	WDV As on 31.03.2018 Rs.
AIR CONDITIONER	15%	40,396.80	-	40,396.80	6,060.00	34,336.80
ALMIRAH	10%	31,985.00	19,942.00	51,927.00	5,193.00	46,734.00
BLUE STAR AC	15%	3,149.15	-	3,149.15	472.00	2,677.15
COMPUTER	60%	29,386.00	-	29,386.00	17,632.00	11,754.00
CONFERENCE HALL RENOVATION	10%	77,802.10	-	77,802.10	7,780.00	70,022.10
CONSTANT VOLTAGE TRANSFORMER	15%	4,209.35	-	4,209.35	631.00	3,578.35
FAX MACHINE	15%	2,241.25	-	2,241.25	336.00	1,905.25
FLOOR SCRUBBING & VACUUM CLEANER	15%	5,042.80	-	5,042.80	756.00	4,286.80
FURNITURE	10%	1,405,646.00	-	1,405,646.00	140,565.00	1,265,081.00
INVERTOR	15%	1,679.15	-	1,679.15	252.00	1,427.15
LAPTOP COMPUTER	40%	3,361.20	-	3,361.20	1,344.00	2,017.20
MAGNETIC WHITE BOARD	10%	19,935.80	-	19,935.80	1,994.00	17,941.80
MOBILE PHONE	15%	390.35	-	390.35	59.00	331.35
MODI XEROX-PHOTO COPIER	15%	309,781.00	-	309,781.00	46,467.00	263,314.00
PRINTER	15%	98,393.60	-	98,393.60	14,759.00	83,634.60
REFRIDGERATOR	15%	2,825.00	-	2,825.00	424.00	2,401.00
SONY PLASMA TV	15%	97,204.10	-	97,204.10	14,581.00	82,623.10
STABILISER	15%	3,567.75	-	3,567.75	535.00	3,032.75
UPS	15%	6,008.50	-	6,008.50	901.00	5,107.50
WATER PURIFIER SYSTEM	15%	25,232.20	-	25,232.20	3,785.00	21,447.20
CORDLESS PHONE	15%	8,229.00	-	8,229.00	1,234.00	6,995.00
EPABX SYSTEM	15%	9,211.00	-	9,211.00	1,382.00	7,829.00
MULTIMEDIA DATA PROJECTOR	15%	50,933.00	-	50,933.00	7,640.00	43,293.00
A C PLANT	15%	501,020.00	-	501,020.00	75,153.00	425,867.00
COLD STORAGE	15%	578,428.00	-	578,428.00	86,764.00	491,664.00
COMPACTOR	10%	125,205.00	-	125,205.00	12,521.00	112,684.00
TOTAL		3,441,263.10	19,942.00	3,461,205.10	449,220.00	3,011,985.10

FCRA FIXED ASSETS SCHEDULE AS ON 31.03.2018

PARTICULARS	DEPRECIATION RATE %	Opening W.D.V.as on 01.04.2017 RS.	Addition during the year 2017-18 Rs.	Total Rs. As on 31.03.2018	Depreciation for the year 2017-18 Rs.	WDV As on 31.03.2018 Rs.
Airflow Hood	15%	127,500.00	-	127,500.00	19,125.00	108,375.00
Equipment	15%	19,204.00	-	19,204.00	2,881.00	16,323.00
Furniture	10%	72,000.00	84,118.00	156,118.00	15,612.00	140,506.00
Kerato Analyzer Model Cell Check-D	15%	1,763,750.00	-	1,763,750.00	264,563.00	1,499,187.00
Mobile Phone	15%	8,771.00	-	8,771.00	1,316.00	7,455.00
Parasonic Japan Refrigerator	15%	578,850.00	-	578,850.00	86,828.00	492,022.00
Printer	15%	34,510.00	-	34,510.00	5,177.00	29,333.00
Renovation Work at Trauma	10%	3,705,718.00	-	3,705,718.00	370,572.00	3,335,146.00
Slit Lamp Imaging System with software	40%	160,272.00	-	160,272.00	64,109.00	96,163.00
Television	15%	39,084.00	-	39,084.00	5,863.00	33,221.00
Tuttnauer Autoclave Model 2540EKA	15%	334,687.00	-	334,687.00	50,203.00	284,484.00
Circular Chart Recorder	15%	-	18,417.72	18,417.72	2,763.00	15,654.72
Optalmic Diagnosis (Manual)	15%	-	17,808.00	17,808.00	2,671.00	15,137.00
TOTAL		6,844,346.00	120,343.72	6,964,689.72	891,683.00	6,073,006.72
GRAND TOTAL		10,285,609.10	140,285.72	10,425,894.82	1,340,903.00	9,084,991.82

Annexed to our compilation report of even date.

for Madhur Jain & Co.,
Chartered Accountants

Place: Lucknow
Dated: 13.4.18

(Madhur Jain)
Partner
LUCKNOW
CHARTERED ACCOUNTANTS

R K Garg
(Prof. R. K. Garg)
Faculty In-charge, Research Cell
King George's Medical University, Lucknow

(Renu Verma)
Sr. F & A/C Officer
King George's Medical University, Lucknow

(Mohd. Zama)
Finance Officer
K.G.'s Medical University, LUCKNOW

2016-17 (Criterion 4.1.4)

Amount of expenditure incurred, excluding salary, for infrastructure development and augmentation (INR in lakhs)	Total Expenditure excluding Salary (INR in lakhs)	Percentage per year
34131.59	35912.54	95.04

Summary- 2016-17 (Criterion 4.1.4)

	Items	Amount	Page number
Add	Expenditure	5840456664.02	9
Add	Assets expenditure Annexure 1A	1549115083.57	29
Add	Assets expenditure Annexure 1B	8118787	30
Minus	Salary	3429821333	3
Minus	Repairs & Maintenance Building	64012781	4
Minus	Repairs & Maintenance Others	2962688	4
Minus	Repairs & Maintenance incurred	48466706	4
Minus	Annual Maintenance Charges	46467291	4
Minus	Student activity expenses	9554779	4
Minus	RALC Workshop	1553417	4
Minus	Salary on Contract (plastic surgery)	259037	5
Minus	Salary on Contract (pediatrics)	2902870	6
Minus	Urology Research & Academic Development Fund	667249	6
Minus	Paramedical expenses	7770050	7
Minus	Salary to Staff (Research Cell)	4541055	8
Minus	Salary (Community Eye Bank)	525292	9
Minus	Surplus transferred to balance sheet	365026176.41	9

Compiled from the final accounts of King George's Medical University produced before us.



KING GEORGE'S MEDICAL UNIVERSITY, UTTAR PRADESH
LUCKNOW

4.1.4

(1)

BALANCE SHEET AS AT 31st MARCH 2017

PREVIOUS YEAR (RS.)	LIABILITIES	AMOUNTS(RS.)	AMOUNTS(RS.)
13,132,444,714.87	CAPITAL FUND		15,650,110,880.87
	Opening Balance as on 01-04-2016	13,132,444,714.87	
	Uttar Pradesh Power Corporation Ltd.	7,448,000.00	
	Plan Grant Received from State Government	2,699,894,900.00	
		<u>15,839,787,614.87</u>	
	Less Fund Transferred to I & E A/c to the extent of depreciation charged on assets produced out of Capital Grants during 2016-2017	116,306,501.00	
	Less Refund of Capital Grant to State Government	<u>73,370,233.00</u>	
	CORPUS FUND		9,344,448.00
889,448.00	FCRA	889,448.00	
4,955,000.00	MEDAL	<u>8,455,000.00</u>	
(1,749,516,847.75)	GENERAL FUND		(1,384,490,671.33)
	Opening Balance as on 01-04-2016	(1,749,516,847.75)	
	Add : Surplus for the year	<u>365,026,176.41</u>	
	CURRENT LIABILITIES		2,864,394,642.97
2,390,160,483.09	Grant for other Universities & Colleges	2,600,001,486.93	
38,473,340.00	Caution Money Payable	41,455,340.00	
141,672,851.04	Other Liabilities	222,793,275.04	
151,041.00	Security Deposit	<u>144,541.00</u>	
159,753,713.92	RESEARCH CELL		216,054,575.99
	RESEARCH SCHEME	158,363,948.15	
	MD PHD ICMR PROGRAMME	196,483.00	
	OTHER LIABILITY	164,090.00	
	FCRA RESEARCH SCHEME	<u>57,330,054.84</u>	
14,118,983,744.16			17,355,413,876.49

Annexed to our compilation report of even date.

for Madhur Jain & Co.
Chartered Accountants



Place : Lucknow

Dated: 25.10.17

(Madhur Jain)
Partner

(Renu Verma)
Sr. F & A/C Officer

(M. K. Agarwal)
Finance Officer

(Dr. M. L. B. Bhatt)
Vice Chancellor

In Per Os Report of Even Date
For G.J. Nigam & Co.
Chartered Accountants

Lucknow

(G.J. Nigam)
PARTNER

Criterion 4.1.4

Expenditure for infrastructure

calculated as => all yellow highlighted data
minus
all pink highlighted data

KING GEORGE'S MEDICAL UNIVERSITY, UTTAR PRADESH
LUCKNOW

3

INCOME AND EXPENDITURE ACCOUNT FOR THE YEAR ENDED ON 31st MARCH 2017

PREVIOUS YEAR (RS.)	EXPENDITURE	AMOUNTS(RS.)	AMOUNTS(RS.)
2,937,688,896.00	TO SALARY		3,429,821,333.00
	Basic Pay	834,161,180.00	
	Grade Pay	203,372,263.00	
	Dearness Allowance	1,399,470,959.00	
	City Compensatory Allowance	10,644,828.00	
	House Rent Allowance	121,315,033.00	
	Non Practicing Allowance	126,026,206.00	
	Washing Allowance	2,493,636.00	
	Other Salary	62,700,214.00	
	Salary Arrear	(6,192,932.00)	
	CPF Employer Contribution	80,080,805.00	
	Patient Care	10,854,128.00	
	Transporation Allowance	124,725,944.00	
	Confrence Expenses	12,786,429.00	
	LRA & Tution Fee etc	8,792,846.00	
	Family Planning	6,765,254.00	
	Wages(Contract)	431,824,541.00	
			19,379,990.00
	TO ADMINISTRATIVE EXPENSES		
3,628,399.00	Telephone Expenses	754,903.00	
6,310,707.00	Travelling & Conveyance	8,469,494.00	
4,931,864.00	Vehicle Maintenance & POL	6,079,386.00	
1,772,622.00	Convocation Expenses	4,076,207.00	
			328,787,454.00
	TO ELECTRICITY & WATER EXPENSES		
316,473,799.00	Electricity Charges	305,195,307.00	
9,670,506.00	Generator Operating Expenses	5,504,976.00	
23,409,270.00	Water Tax	18,087,171.00	
			663,595,447.62
	TO HOSPITAL SERVICES EXPENSES		
376,753,883.27	Medicine & Consumables Consumed:		
	Opening Stock as on 01.04.2015	45,949,798.67	
	Add Procured during the year	342,484,343.00	
		388,434,141.67	
	Less: Closing Stock as on 31.03.2017	38,217,658.05	
		350,216,483.62	
11,246,271.00	Linen Expenses	13,516,244.00	
24,751,226.00	Medical Gases	38,462,153.00	
4,834,677.00	Other Expenses	1,504,838.00	
5,193,910.00	Cleaning Charges	16,938,209.00	
32,257,475.00	Patient Food Expenses	75,437,090.00	
7,885,000.00	Registration Fee for MCI	3,610,000.00	
687,000.00	Registration Fees to NAAC	-	
15,000.00	Registration Fee for India Nursing Council	74,500.00	
-	Registration Fee for Atlas Course	242,786.00	
-	Registration Fee for NBE	203,000.00	
-	Investigation Contract Expenses	78,175,314.00	
52,849,393.00	CT/MRI Contract Expenses	35,604,175.00	
12,723,329.00	Medical Reimbursement	14,085,920.00	
20,681,891.00	Security Guard Expenses	16,721,087.00	
10,066,330.00	Biomedical Waste Collection Expenses	16,195,510.00	
4,341,948.00	X-Ray Film	2,608,138.00	



	<u>TO MAINTENANCE -BUILDING & OTHERS</u>		66,975,469.00
44,032,771.00	Repair & Maintenance Building	64,012,781.00	
2,425,497.00	Repairs & Maintenance Others	2,962,688.00	

	<u>TO MAINTENANCE -ELECTRICAL & EQUIPMENT</u>		95,808,757.11
86,304,096.25	Consumables Consumed:		
	Opening Stock of consumables of 01.04.2015	1,519,934.75	
	Repairs & Maintenance Incurred	48,466,706.00	
		49,986,640.75	
	Less Closing Stock of Consumables of 31.03.2017	645,174.64	
		49,341,466.11	
	Add: Annual Maintenance Charges	46,467,291.00	

	<u>TO OFFICE EXPENSES</u>		104,376,863.13
30,169,595.00	Advertisement Expenses	21,676,146.00	
25,659.00	Bank Charges	25,316.00	
631,653.00	Garden Upkeep Expenses	93,876.00	
1,741,009.00	Legal Expenses	2,478,749.00	
5,965,873.50	Stationery Items	5,152,544.00	
294,323.00	Postage Expenses	447,122.00	
3,413,583.00	Printing & Publication	6,691,942.00	
936,711.00	Refreshment	2,282,173.00	
9,415,070.00	Computer Expenses	10,922,207.00	
68,133,790.00	Rent, Rates & Taxes	14,085,978.00	
2,510,490.00	Professional Charges	3,334,608.00	
268,518.00	Website Expenses	187,787.00	
6,935,641.00	Software Expenses	4,392,025.00	
342,000.00	Environment Expenses	-	
786,105.00	Wages & Honorarium etc.	3,488,721.00	
9,520,918.00	Conference Exepenses	315,696.00	
3,153,076.00	Furniture Repairs & Decoration	3,551,413.00	
18,996,679.66	Other Office Expenses	15,304,887.00	
1,894,614.00	Photocopy Machine Expenses	2,237,883.00	
141,000.00	Natural Disaster Relief Camp	-	
2,962,000.00	CPMT 2012	-	
225,000.00	Training Expenses	-	
2,400,000.00	Refund to UPRNN Demolishing Charges	-	
-	Screatary State Medical Faculty	266,750.00	
654,588.00	Lease Rent	60,112.00	
19,088,522.07	Prior Period Items	7,400,928.13	

	<u>TO STUDENT ACTIVITY EXPENSES</u>		9,554,779.00
66,200.00	Activity Expenses	9,700.00	
7,998,889.00	Examination Expenses	4,513,667.00	
4,108,264.00	Examiners Traveling Expenses	1,031,412.00	
2,000,000.00	Confidential Expense Examination Cell	4,000,000.00	

15,892,895.00 **TO AUDIT FEES**

64,555,060.00 **TO ASADHAYA PATIENTS EXPENSES** 100,326,826.00

11,662,678.00 **TO BPL PATIENTS EXPENSES** 20,047,455.00

- To Grant Refund for Acid Attack 632,025.00

328,770,942.00 **TO DEPRECIATION** 356,586,611.00

1,553,405.00 **TO RALC WORKSHOP** Consumables Purchased 1,553,417.00

MADHUR JAIN & CO. LUCKNOW CHARTERED ACCOUNTANTS
Madhur Jain
 25.10.17

G. J. NIGAM & CO. LUCKNOW CHARTERED ACCOUNTANTS
GN

320.00	Bank Charges		
1,296,140.00	<u>To Vice Chancellor's Office</u>		601,976.00
	Legal Expenses	55,000.00	
	Office Expenses	5,000.00	
	Contribution to Community Medicine	60,000.00	
	Contribution to Obstric & Gynecology	200,000.00	
	Award Expenses	26,000.00	
	Fooding Expenses	9,989.00	
	Honorarium, TA, DA	216,941.00	
	Travelling & Coveyance	29,046.00	
528,527.00	<u>To Dean Student Welfare</u>		977,126.00
	Printing & Stationery	57,075.00	
	Gift & Momentoes	41,700.00	
	Hiring of Tent	78,400.00	
	Office Expenses	97,616.00	
	Postage	1,909.00	
	Refreshments	308,126.00	
	Medical Reimbursement	22,500.00	
	Contribuion Refund to S P Hostel	200,000.00	
	Honorarium	169,800.00	
475,262.00	<u>To University Enviroment Committee</u>		6,350,804.75
	Repair & Maintenance	543,866.75	
	Postage & Courier	1,535.00	
	Telephone Expenses	9,218.00	
	Wages & Honourarium	25,000.00	
	Office Expenses	234,930.00	
	Photocopy Expenses	6,096.00	
	Vehcile Running & Maintaince	900.00	
	Patient Food Expenses	5,456,178.00	
	Printing & Stationery Charges	67,281.00	
	Computer Expenses	5,800.00	
510,307.00	<u>To Department of Plastic Surgery</u>		447,855.00
	Office Expenses	15,370.00	
	Repair & Maintaince E/M	27,224.00	
	Salary on Contract	259,037.00	
	Computer Expenses	21,800.00	
	Entertainment Expenses	11,442.00	
	Refund to Patient	44,411.00	
	Annual Maintaince Contacrt	4,400.00	
	Linin Expenses	6,663.00	
	Repair & Maintaince Building	7,500.00	
	Priniting & Stationery	138.00	
	Plastic Surgery Suprintendent Share	49,870.00	
42,351,017.00	<u>To Department of Blood Bank (Chikitsa Sudhar Samitl, Raikiya Rakt Kost)</u>		69,645,996.00
	Annual Maintenance Expenses	191,000.00	
	Bank Charges	1,736.00	
	Computer Expenses	373,528.00	
	Dressing, Regents, Surgicals etc	43,463,795.00	
	Medicine & Consumables	16,335,606.00	
	Office Expenses	827,091.00	
	Printing & Stationery	726,345.00	
	Refreshments	304,922.00	
	Repair & Maintenance E/M	1,360,753.00	
	Repair & Maintenance Furniture	97,510.00	
	Vehcile Running & Maintenance	448,775.00	

MADHUR JAIN & CO. LUCKNOW
 CHARTERED ACCOUNTANTS
Madhur Jain
 25.10.17

G. J. NIGAM & CO. CHIT
 62

6

Website & Software Expenses	69,773.00
Linen Expenses	8,662.00
Photocopier Expenses	51,704.00
Wages	<u>5,384,796.00</u>

1,515,867.00 To Department of Pathology (The HOD Path & Path & Bact) 264,105.00

Bank Charges	144.00
Entertainment Expenses	2,800.00
Laundry Expenses	1,010.00
Medicine & Consumables	19,505.00
Office Expenses	5,060.00
Postage & Courier	350.00
Printing & Stationery	340.00
Refreshments	17,477.00
Repair & Maintenance E/M	165,498.00
Repair & Maintenance Building	31,458.00
Repair & Maintenance Furniture	19,600.00
Telephone Expenses	<u>863.00</u>

5,116,793.17 To Department of Paediatric (SNCU) 7,839,447.00

Computer Expenses	28,932.00
Repair & Maintenance E/M	31,730.00
Honorarium	119,000.00
Dressing, Regents, Surgicals etc	1,440,609.00
Investigation Charges	2,717,495.00
Medicine & Consumables	110,402.00
Office Expenses	180,440.00
Printing & Stationery	3,450.00
Refreshments	66,443.00
Salary On Contract	2,902,870.00
Night Stay Allowance	134,284.00
Registration of Ultra Sound Machine	35,000.00
Telephone Expenses	5,842.00
Travelling & Conveyance	<u>62,950.00</u>

699,308.00 To Urology Clinics 958,030.00

Entertainment Expenses	2,750.00
Linen Expenses	140,226.00
Office Expenses	119,032.00
Refreshments	8,430.00
Repair & Maintenance Building	29,860.00
Repair & Maintenance E/M	209,415.00
Repair & Maintenance Furniture	40,358.00
Dressing & Surgicals	306,196.00
Printing & Stationery	34,527.00
Computer Expenses	44,300.00
Annual Maintenance Contact	6,400.00
Postage and Courier	2,906.00
Telephone Expenses	12,619.00
Vehicle Running & Maintenance	<u>1,011.00</u>

319,591.00 To Urology Poor & Needy Patient Relief Fund 694,218.00

Investigation Charges	303,761.00
Dressing & Surgicals	<u>390,457.00</u>

423,165.00 To Urology Research & Academic Development Fund **667,249.00**

Remuneration	78,000.00
Telephone Expenses	8,536.00
Internet Charges	113,234.00
Repair & maintenance E/M	51,400.00

MADHUR JAIN & CO. LUCKNOW
CHARTERED ACCOUNTANTS
Jain
20.10.17

G. J. NIGAM & CO. CHARTERED ACCOUNTANTS
62

7

Printing & Stationery	53,013.00
Computer Expenses	356,066.00
Gifts & Mementoes	7,000.00

2,042,830.00

<u>To Incharge Trauma</u>	
Dressing & Surgical	393,504.00
Telephone Expenses	2,694.00
Office Expenses	200,000.00
Repair & maintaince E/M	1,358,440.00
Printing & Publication	63,391.00
Computer Expenses	24,801.00

1,493,797.00

<u>To NHM ART Plus Centre</u>	
NHM ART Plus A/c	1,435,800.00
Bank Charges	397.00
Travelling & Conveyance	57,600.00

2,631,224.11	<u>To KGMU Paramedical Institute of Medical Science</u>	
	Computer Expenses	9,650.00
	Honorarium/ Remmuneration	1,599,900.00
	Office Expenses	16,977.00
	Photocopier Machine Expenses	9,763.00
	Salary & Wages	3,361,573.00
	Internet & Telephone Expenses	7,682.00
	Printing & Stationery	28,731.00
	Refreshment	17,330.00
	Repairs & Maintenance	43,675.00
	Lecture Expensee	460,000.00
	Examination Fee paid to UP State Medical Facult	1,607,500.00
	Hiring of Tent & Light	8,240.00
	Gifts & Mementoes	25,696.00
	Surgical Expenses	13,428.00
	Depriciation	57,705.00
	Athletic Association Expenses	143,200.00
	Library Account Expenses	359,000.00

7,770,050.00

97,423.00 To OST Centre, Department of Psychiatry

320.00 To Department of Obs. & Gynaecology

1,672,329.00 To FOGSI EMCO Department of Obst & Gynae

142.00 To Department of CTVS

156,561.00 To UPSACS ART Centre Dept of Medicine

683,712.00 To Training Cordinator Department of SPM

344.00 To Department of SBB Pathologist


142.00 To Department of Surgical Oncology

71.00 To Registrar Office

96,867.00 To Department of Orthopaedic Surgery

685,667.00 To Medical Centre Project (Obst & Gyne)

62,000.00 To LU Diploma in Pharmacy



Madhur Jain

 25.10.17



822.00	<u>To Department of Pathology UPSAC BB</u>		
194,657.00	<u>To Centenary Hospital</u>		
65,448,025.43	<u>To District Mental Health Programme</u>		
5,000.00	<u>TO DEPARTMENT OF RADIODIAGNOSIS</u>		
68.00	<u>To Department of Neurosurgery</u>		
1,638.00	<u>To Department of Oral Maxillofacial Surgery</u>		
202,918.00	<u>To Department of Microbiology</u>		
113,305,312.03	<u>To Research Cell</u>		143,978,792.00
	Extramural Research Grants Utilised	124,046,347.00	
	Intramural Research Project	924,652.00	
	MD Phd. Grant Utilised	8,801,366.00	
	Miscellaneous Expenses	11,242.00	
	Honorarium to Teachers & Ethical Comm. Members etc.	264,147.00	
	Showcase Expenses	111,555.00	
	Workshop Expenses	1,500.00	
	Travelling & Conveyance Expenses	669,793.00	
	Printing & Stationery	184,182.00	
	Repairs & Maintenance	550,714.00	
	Salary to Staff & Professional Charges etc.	4,541,055.00	
	Meeting & Conference Expenses	192,543.00	
	Bank Charges	4,639.00	
	Computer Expenses	98,045.00	
	Fax, Postage & Courier Expenses	22,272.00	
	Photocopier Machine Expenses	9,710.00	
	Audit Fee	354,243.00	
	Depreciation	542,091.00	
	Confidential Expenses	30,000.00	
	Legal Expenses	23,075.00	
	Medicine & Consumables	173,526.00	
	Patent Expenses	563,888.00	
	Software Expenses	833,001.00	
	AC Plant in Medicine Examination Hall	842,934.00	
	Advertisement Expenses	182,272.00	
			30,755,119.00
	<u>To FCRA RESEARCH GRANT UTILISED</u>		
701,539.00	<u>a)JDF Project (Peadiatric Onclogy Support)</u>	785,647.00	
8,627,335.00	<u>b)Improved household decision making for the management of pediatric pneumonia in Uttar Pradesh and Bihar</u>		
268,976.00	<u>c) Cross cultural Reliability and validity of Inter measuresImprove congnition in Schizophrenia (MATRICS)</u>	297,431.00	
6,913,669.00	<u>d) Surveillance for Radiological Pneumonia in children under 5years of age in Uttar Pradesh and Bihar Prolect</u>	12,658,753.00	
386,456.00	<u>e) MTA 70 Immunogenicity and Saftey of Meningococcal (group A, C, Y and W-135)..... Aged 9 to 23 months</u>	90,146.00	



Madhur Jain
25.10.17



00,920.00	<u>D) I-HAT, U.P. Pneumonia & Diarrhea Project</u>	11,081,157.00
180,000.00	<u>g) Infant Traumatic Brain Injury: A hidden epidemic in India</u>	338,688.00
1,126,959.00	<u>h) To assess the effectiveness of various communication</u>	4,257,002.00
-	i) Project Grant Program JDF	351,135.00
-	j) Library Upgradation	66,549.00
-	k) Improvement of.....Electronic Partograj	205,666.00
-	l) Implementation Research.....Govt of India	560,041.00
-	m) Palliative Care in Cancer Patients	62,904.00

-	<u>TO COMMUNITY EYE BANK EXPENSES</u>		3,496,666.00
	Bank Charges	1,974.00	
	Branding Activities	552,625.00	
	Consumables	29,455.00	
	Fooding & Refreshment	16,640.00	
	Honorarium/Depudation Allowance	34,500.00	
	House Keeping Expenses	35,928.00	
	Inaugration Expenses	632,488.00	
	Office Expenses	8,989.00	
	Printing & Stationary	34,297.00	
	Professional Expense	30,046.00	
	Salary	525,292.00	
	Security Expenses	40,433.00	
	Telephone Expenses	19,815.00	
	Training & Development Expenses	99,016.00	
	Travel Expenses	262,126.00	
	Depreciation	1,173,042.00	

By Surplus for the year transferred to balance Sheet 365,026,176.41

4,930,251,805.49

5,840,456,664.02

Annexed to our compilation report of even date.

For Madhur Jain & Co.
Chartered Accountants
Place : Lucknow
Dated: 25.10.17
(Madhur Jain)
Partner

(Renu Verma)
Sr. F & A/C Officer

(M. K. Agarwal)
Finance Officer

(Dr. M. L. B. Bhatt)
Vice Chancellor

As Per Our Report of Even Date
For G.J. Nigam & Co.
Chartered Accountants

(Signature)
PARTNER

PARTICULARS	DEPRECIATION RATE %	Opening W.D.V. As on 01.04.2016Rs.	Addition during the year Rs.	Total Rs.	Depreciation for the year Rs.	W.D.V. As on 31.03.2017 Rs.
FURNITURE	15%	1,099,668,541.63	476,037,782.00	1,575,706,323.63	236,355,949.00	1,339,350,374.63
OTHERS EQUIPMENT	10%	124,890,922.78	9,196,000.00	134,086,922.78	13,408,692.00	120,678,230.78
OFFICE EQUIPMENT	15%	4,500,183.79	4,604,744.00	9,104,927.79	1,365,739.00	7,739,188.79
BOOKS & JOURNALS	15%	47,501,998.71	16,270,658.00	63,772,656.71	9,565,899.00	54,206,757.71
COMPUTERS & PRINTERS	15%	31,977,638.88	23,152,892.00	55,130,530.88	8,269,580.00	46,860,950.88
LABORATORIES	15%	69,340,965.14	29,553,057.00	98,894,022.14	14,834,103.00	84,059,919.14
COMMUNICATION	15%	22,362,913.09	1,805,514.57	24,168,427.66	3,625,264.00	20,543,163.66
CHANGES	60%	23,788,506.05	10,342,927.00	34,131,433.05	20,478,860.00	13,652,573.05
WIP PENDING CAPATILISATION	15%	4,922,689.98		4,922,689.98	738,404.00	4,184,285.99
	15%	867,673.71		867,673.71	130,151.00	737,522.71
	10%	478,139,703.42		478,139,703.42	47,813,970.00	430,325,733.42
		77,630,829.00		77,630,829.00		77,630,829.00
		6,527,526,949.00	977,817,000.00	7,505,343,949.00		7,505,343,949.00
TOTAL		8,513,119,515.18	1,548,780,574.57	10,061,900,089.75	356,586,611.00	9,705,313,478.75
MOVABLE ASSETS ACQUIRED PRIOR TO 01.04.1981 (at notional Value)		3,084.00	-	3,084.00		3,084.00
BUILDINGS ERECTED PRIOR TO 01.04.1981 (at notional Value)		8,100,000.00	-	8,100,000.00		8,100,000.00
LAND (at notional value)		100,000.00	-	100,000.00		100,000.00
TOTAL (A)		8,521,322,599.18	1,548,780,574.57	10,070,103,173.75	356,586,611.00	9,713,516,562.75

INSTITUTE OF PARAMEDICAL SCIENCES
FIXED ASSETS SCHEDULE

PARTICULARS	DEPRECIATION RATE %	Opening W.D.V. As on 01.04.2016Rs.	Addition during the year Rs.	Total Rs.	Depreciation for the year Rs.	W.D.V. As on 31.03.2017 Rs.
FURNITURE & FIXTURE	10%	5,310.00	48,894.00	54,204.00	5,420.00	48,784.00
OTHERS EQUIPMENT	15%		166,031.00	166,031.00	24,905.00	141,126.00
OFFICE EQUIPMENT	15%		98,984.00	98,984.00	14,848.00	84,136.00
BOOKS & JOURNALS	15%	1,145.00		1,145.00	172.00	973.00
COMPUTERS & PRINTERS	60%		20,600.00	20,600.00	12,360.00	8,240.00
TOTAL (B)		6,455.00	334,509.00	340,964.00	57,705.00	283,259.00
GRAND TOTAL (A+B)		8,521,329,054.18	1,549,115,083.57	10,070,444,137.75	356,644,316.00	9,713,799,821.75

Annexed to our compilation report of even date.

for Madhur Jain & Co.,
Chartered Accountants
Lucknow
Madhur Jain
Partner

(Renu Verma)
Sr. F & A/C Officer

(M. K. Agarwal)
Finance Officer

(Dr M. L. B. Shatt)
Vice Chancellor

Place : Lucknow
Dated: 25.10.17

'As Per Our Report of Even Date'
For G.J. Nigam & Co.
Chartered Accountants
Lucknow
G. J. Nigam
PARTNER

RESEARCH CELL

20

KING GEORGE'S MEDICAL UNIVERSITY UTTAR PRADESH, LUCKNOW

ANNEXURE "1B" TO BALANCE SHEET AS 31.03.2017


PARTICULARS	DEPRECIATION RATE %	Opening W.D.V.as on 01.04.2016 RS.	Addition during the year 2016-17 Rs.	Total Rs. As on 31.03.2017	Depreciation for the year 2016-17 Rs.	WDV As on 31.03.2017 Rs.
AIR CONDITIONER	15%	47,525.80	-	47,525.80	7,129.00	40,396.80
BLIND	10%	35,539.00	-	35,539.00	3,554.00	31,985.00
BLIND STAR AC	15%	3,705.15	-	3,705.15	556.00	3,149.15
COMPUTER	60%	73,466.00	-	73,466.00	44,080.00	29,386.00
CONFERENCE HALL RENOVATION	10%	86,447.10	-	86,447.10	8,645.00	77,802.10
CONSTANT VOLTAGE TRANSFORMER	15%	4,952.35	-	4,952.35	743.00	4,209.35
FAX MACHINE	15%	2,637.25	-	2,637.25	395.00	2,241.25
FLOOR SCRUBBING & VACUUM CLEANER	15%	5,932.80	-	5,932.80	890.00	5,042.80
FURNITURE	10%	1,561,829.00	-	1,561,829.00	156,183.00	1,405,646.00
INVERTOR	15%	1,975.15	-	1,975.15	295.00	1,679.15
LAPTOP COMPUTER	60%	8,402.20	-	8,402.20	5,041.00	3,361.20
MAGNETIC WHITE BOARD	10%	22,150.80	-	22,150.80	2,215.00	19,935.80
MOBILE PHONE	15%	459.35	-	459.35	69.00	390.35
MODI XEROX-PHOTO COPIER	15%	364,448.00	-	364,448.00	54,667.00	309,781.00
PRINTER	15%	33,858.60	81,899.00	115,757.60	17,364.00	98,393.60
REFRIDGERATOR	15%	3,323.00	-	3,323.00	498.00	2,825.00
SONY PLASMA TV	15%	114,358.10	-	114,358.10	17,154.00	97,204.10
STABILISER	15%	4,197.75	-	4,197.75	630.00	3,567.75
UPS	15%	7,068.50	-	7,068.50	1,060.00	6,008.50
WATER PURIFIER SYSTEM	15%	10,185.20	19,500.00	29,685.20	4,453.00	25,232.20
GODREJ MICROWAVE OVEN	15%	-	-	-	-	-
CORDLESS PHONE	15%	9,681.00	-	9,681.00	1,452.00	8,229.00
EPABX SYSTEM	0.15	10,837.00	-	10,837.00	1,626.00	9,211.00
MULTIMEDIA DATA PROJECTOR	0.15	59,921.00	-	59,921.00	8,988.00	50,933.00
A C PLANT	15%	589,435.00	-	589,435.00	88,415.00	501,020.00
COLD STORAGE	15%	680,503.00	-	680,503.00	102,075.00	578,428.00
COMPACTOR	10%	139,117.00	-	139,117.00	13,912.00	125,205.00
TOTAL		3,881,955.10	101,399.00	3,983,354.10	542,091.00	3,441,263.10

FCRA FIXED ASSETS SCHEDULE

PARTICULARS	DEPRECIATION RATE %	Opening W.D.V.as on 01.04.2016 RS.	Addition during the year 2016-17 Rs.	Total Rs. As on 31.03.2017	Depreciation for the year 2016-17 Rs.	WDV As on 31.03.2017 Rs.
Airflow Hood	15%	-	150,000.00	150,000.00	22,500.00	127,500.00
Equipment	15%	-	22,593.00	22,593.00	3,389.00	19,204.00
Furniture	10%	-	80,000.00	80,000.00	8,000.00	72,000.00
Kerato Analyzer Model Cell Check-D	15%	-	2,075,000.00	2,075,000.00	311,250.00	1,763,750.00
Mobile Phone	15%	-	10,319.00	10,319.00	1,548.00	8,771.00
Parasonic Japan Refrigerator	15%	-	681,000.00	681,000.00	102,150.00	578,850.00
Printer	15%	-	40,600.00	40,600.00	6,090.00	34,510.00
Renovation Work at Trauma	15%	-	40,600.00	40,600.00	6,090.00	34,510.00
Slit Lamp Imaging System with software w/o Co	10%	-	4,117,465.00	4,117,465.00	411,747.00	3,705,718.00
Television	60%	-	400,680.00	400,680.00	240,408.00	160,272.00
Tuttanauer Autoclave Model 2540EKA	15%	-	45,981.00	45,981.00	6,897.00	39,084.00
TOTAL		-	8,017,388.00	8,017,388.00	1,173,042.00	6,844,346.00
GRAND TOTAL		3,881,955.10	8,118,787.00	12,000,742.10	1,715,133.00	10,285,609.10

Annexed to our compilation report of even date.
for Madhur Jain & Co.,
Chartered Accountants

Place : Lucknow
Dated: 25.10.17



(Prof R. K. Garg)
Faculty In-Charge

(Renu Verma)
F & A Officer

(M. K. Agarwal)
Finance Officer

As Per Our Report of Even Date
For G.J. Nigam & Co.
Chartered Accountants

G. Nigam
PARTNER